

Wool Weekly



Thursday, 24 March 2016

Wool Market Movements

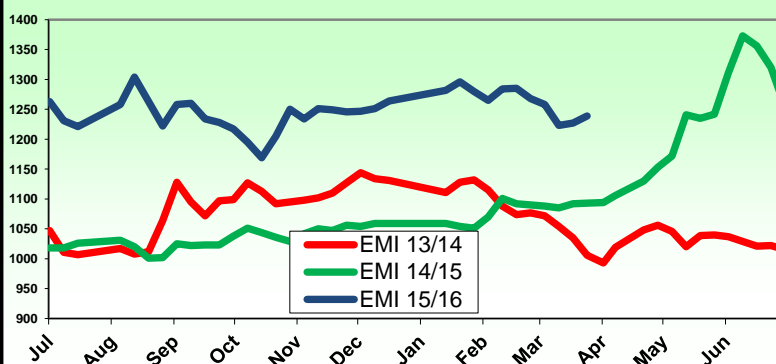
- The Australian wool market posted a solid rise in prices before the Easter Recess week. The EMI rose by 9 cents to 1239 Ac/kg while the WMI lifted by strong 28 cents to again break the 1300 c/kg level to finish at 1309c/kg. The increases came in spite of yet another lift in the A\$ against the US\$. The A\$ rose by 0.26 UScents for the week and closed at 76.23 UScents. The EMI in US\$ rose by 12 US cents to 944 USc/kg. There were 43,508 bales offered for the week, with a pass-in rate of 4.2%.
- The Sydney sale this week was held at the Sydney Royal Easter Show. Prices for Merino fleece wool lifted on Tuesday, with the most significant gains seen for medium to broad merino wool which posted a rise of 10-20 cents. Most finer Merino fleece wools rose by 5-10 cents. Crossbred wool prices eased by up to 5 cents. Locks rose by 10 cents and crutchings were firm. The strong buyer interest in Merino fleece wool continued on Wednesday and prices lifted by up to 20 cents, mainly for 20-21 micron wool. A limited offering of Crossbred wool saw prices unchanged. Oddments continued to rise, up by 5-10 cents.
- In contrast to the gains in Sydney, Melbourne posted only small increases of up to 5 cents for Merino fleece wool on Tuesday, mainly at the fine end. Crossbred wool prices were mixed, with finer microns tending dearer but broader microns easing. Oddments were unchanged on last week's levels. Buyer interest gathered momentum on Wednesday and prices for Merino fleece wool lifted by around 15 cents. Some microns rose by as much as 20 cents. Crossbred wool prices were flat. Locks rose by 5-10 cents and crutchings were firm.
- Fremantle recorded the strongest lift in prices of the three selling centres on both days of sales this week. On Tuesday, buyer demand was solid for all microns, with the largest price gains of 15 cents seen for the limited offering of broader Merino wool. All other fleece wools gained 5-10 cents. Locks and crutchings lifted by 10-15 cents for the day. The price rises continued on Wednesday, with the medium wools increasing by 15-20 cents, and finer wools rising 10-15 cents. Locks and crutchings were unchanged.

AWEX WEEKLY WOOL PRICES

Regional Indicator	North	Wkly Chg	South	Wkly Chg	West	Wkly Chg
c/kg clean	1261	+9	1224	+13	1309	+28
MICRON PRICE GUIDES						
16.5	1528	+8	1514n	+13	-	-
17	1515	+9	1499	+13	-	-
17.5	1489	+8	1481	+22	1443n	+26
18	1458	+8	1463	+15	1423n	+20
18.5	1429	+10	1425	+18	1406	+24
19	1405	+23	1398	+16	1396	+20
19.5	1383	+22	1384	+21	1386	+35
20	1365	+34	1359	+19	1356	+20
21	1348	+20	1345	+21	1342	+26
22	1333n	+15	1332	+14	1327n	+20
23	1318n	+16	1324n	+12	-	-
24	-	-	-	-	-	-
25	-	-	-	-	-	-
26	976n	-1	970n	+4	-	-
28	811n	-13	805	-2	-	-
30	695n	-4	697n	+2	-	-
32	604n	0	-	-	-	-
MC	1091	+11	1096	+5	1080n	+14

AWEX EMI 2013/14 & 2014/15 Season v's Current

Currently: 1239 c/kg clean



Upcoming Auction Volumes

	28-03-16	04-04-16	11-04-16
Northern	S40	S41	S42
Sydney	RECESS	14,375	11,600
Southern	M40	M41	M42
Melbourne	RECESS	28,250	24,000
Western	F40	F41	F42
Fremantle	RECESS	11,600	10,000
Total	RECESS	54,225	45,600

THIS WEEK'S SALES STATISTICS

Centre	Bales Originally	Bales Offered	Bales Sold	Pass in Rate
Northern	10,700	13,368	12,759	4.6%
Southern	23,600	20,526	18,921	7.8%
Western	9,400	9,614	9,129	5.0%
TOTAL	43,700	43,508	40,809	6.2%

24 Mar 2016

Landmark Wool Report

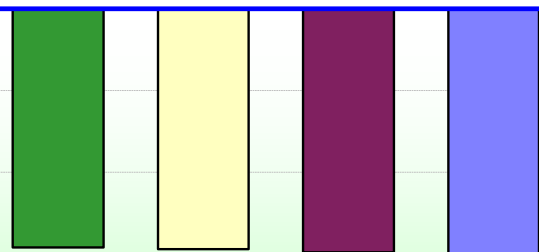
EMI 1239 NMI 1261 SMI 1224 WMI 1309



Average Nth-Sth MPG's as reported on 23 Mar 2015

AWEX Weekly Eastern Market Indicator
Quote Comparisons

Current 1239



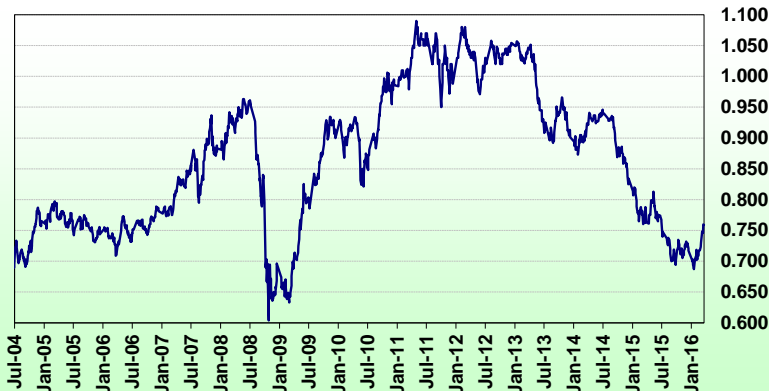
Last Quote
1093 (-146)

Last Week
1092 (-147)

Last Month
1090 (-149)

Last Year
1006 (-233)

AUD vs USD from 06-Jul-04 to 23-Mar-15



Micron	EMI	16.5	17	17.5	18	18.5	19	19.5	20	21	22	23	25	28	AUD
Current MPG's	1239	1521	1507	1485	1460.5	1427	1401.5	1383.5	1362	1347	1333	1321	1073	808	0.762
10 year Average	959	1575	1403	1398	1278	1220	1155	1097	1045	1009	981	954	779	563	0.859
This time last year	1035	1330	1272	1250	1218	1194	1168	1151	1136	1134	1129	1111	837	660	0.902
10 year High	1436	2680	2497	2339	2174	1944	1773	1674	1589	1527	1467	1389	1219	976	1.090
10 year Low	632	1259	1073	1087	881	833	777	736	686	659	654	646	549	339	0.604
%Reported above current	10%	38%	19%	23%	16%	16%	13%	11%	9%	6%	5%	3%	5%	9%	73%
Diff b/w High & Current	197	1159	990	854	713	517	371	291	227	180	134	68	146	168	0.328
Diff b/w Ave & Current	280	-54	104	87	182	207	247	286	317	338	352	367	294	245	-0.097

Percentile Bands

95%	1285	2492	2206	2133	1833	1681	1565	1449	1387	1357	1325	1296	1321	839	1.050
90%	1240	1918	1689	1637	1530	1480	1430	1395	1348	1319	1284	1246	1270	733	1.035
80%	1128	1670	1503	1512	1429	1363	1318	1288	1246	1235	1210	1181	1152	667	0.985
75%	1095	1583	1475	1477	1390	1323	1279	1242	1210	1196	1173	1146	1116	651	0.945
60%	1011	1516	1378	1374	1287	1247	1194	1149	1114	1087	1061	1040	1035	576	0.899
50%	941	1479	1329	1320	1243	1191	1131	1087	1036	984	943	911	969	490	0.858
40%	884	1443	1277	1285	1187	1141	1082	997	938	916	899	873	913	478	0.789
25%	776	1395	1236	1229	1105	1046	978	916	843	785	762	738	794	464	0.760
10%	727	1314	1168	1178	1013	985	922	857	794	742	714	695	743	445	0.717

Indicative Basis Contract Prices

Date	MPG	17	17.5	18	18.5	19	19.5	20	21	22	23	28	All prices on this sheet are listed in c/kg clean. Basis Contract prices are indicative only. The levels are published to use purely as a guide. For more information regarding forward contracts or to submit a GTC or Target order, contact your local Landmark wool manager, or call Landmark Risk Management on 1800 629 396.		
Apr-2016		1511	1489	1464	1431	1405	1387	1366	1350	1330	1270	757			
May-2016		1501	1479	1454	1421	1395	1377	1356	1340	1320	1260	747			
Jun-2016		1481	1459	1434	1401	1375	1357	1336	1320	1300	1240	727			
Jul-2016		1471	1449	1424	1391	1365	1347	1326	1310	1290	1230	717			
Aug-2016		1461	1439	1414	1381	1355	1337	1316	1300	1280	1220	707			
Sep-2016		1456	1434	1409	1376	1350	1332	1311	1295	1275	1215	702			
Oct-2016		1451	1429	1404	1371	1345	1327	1306	1290	1270	1210	697			
Nov-2016		1446	1424	1399	1366	1340	1322	1301	1285	1265	1205	692			
Dec-2016		1441	1419	1394	1361	1335	1317	1296	1280	1260	1200	687			
Jan-2017		1436	1414	1389	1356	1330	1312	1291	1275	1255	1195	682			
Feb-2017		1426	1404	1379	1346	1320	1302	1281	1265	1245	1185	672			
Mar-2017		1416	1394	1369	1336	1310	1292	1271	1255	1235	1175	662			
Apr-2017		1416	1394	1369	1336	1310	1292	1271	1255	1235	1175	662			
May-2017		1416	1394	1369	1336	1310	1292	1271	1255	1235	1175	662			
Jun-2017		1416	1394	1369	1336	1310	1292	1271	1255	1235	1175	662			

Please use above figures as a guide to submit your GTC or Target orders. Call 1800 629 396.