

# Wool Weekly



Friday, 22 April 2016

## Wool Market Movements

- The Australian wool market saw another week of falls largely due to a surge in the strength of the A\$, which lifted above 78 USc, a 10 month high. The EMI fell by 24 cents to 1241 Ac/kg, the lowest since October. The WMI closed at 1278 Ac/kg, down by 34 cents. By the end of the week, the A\$ was at 78.07 UScents. In US\$ the EMI was just 1 cent lower at 950 USc/kg. There were 42,082 bales offered and the pass-in rate remained high at 15.2%.
- Sydney's two day sale started on Wednesday with the stronger \$A dampening buyer interest. Prices for Merino fleece wool and skirtings saw falls of up to 30 cents, with the most significant declines recorded for medium to broad Merino wool. Crossbred wool fell by 10-15 cents. Locks and Crutchings were down by 30-35 cents. Prices steadied on Thursday, with fine and medium Merino wool finding support and lifting by up to 5-10 cents. Crossbred prices were steady. In contrast, Oddments failed to attract much interest and prices fell by 30-40 cents.
- Lacklustre demand on the opening day of sales in Melbourne caused prices for medium and broader Merino fleece wool to fall by 25-30 cents, while finer and better spec Merino wool found better support and declined by 5-10 cents. Crossbred wool were mixed, with better spec lots falling by 5-10 cents, and lower spec wols falling by up to 20 cents. Oddments were down 10-20 cents. A calmer mood prevailed on Thursday, with Merino fleece types attracting more interest at the lower price levels. Prices were down only slightly, with better styled wool attracting the most interest. Crossbred prices were firm to slightly down. Locks and Crutchings were 5-10 cents lower.
- Prices fell in Fremantle on Wednesday. Finer and medium Merino fleece wool fell by 20-25 cents while broader Merino wool was down by up to 30 cents. Merino skirtings followed this pattern, while Locks and Crutchings were 25-30 cents cheaper. Prices steadied on Thursday, with better spec and finer lots lifting. Broader Merino fleece wool fell again, by up to 20 cents. Oddments were cheaper again, with prices down by as much as 30 cents.

## AWEX WEEKLY WOOL PRICES

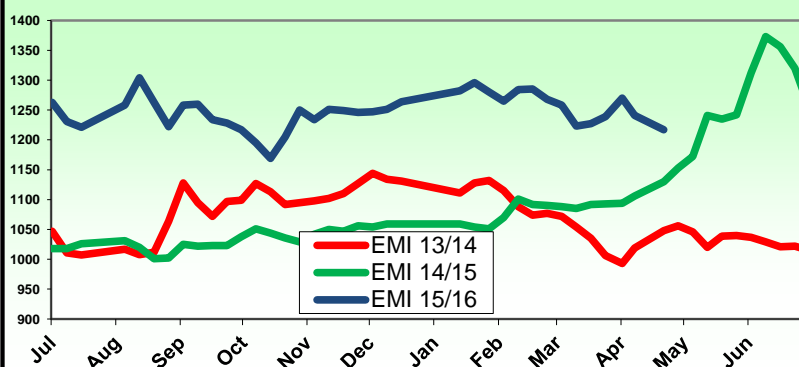
Regional Indicator	North	Wkly Chg	South	Wkly Chg	West	Wkly Chg
c/kg clean	1239	-25	1202	-24	1278	-34

MICRON PRICE GUIDES						
16.5	1514n	-24	1498n	-8	-	-
17	1491	-18	1491	-9	-	-
17.5	1465	-14	1468	-17	1428n	-25
18	1433	-32	1437	-17	1403n	-20
18.5	1421	-24	1409	-17	1387	-24
19	1387	-24	1384	-25	1381	-16
19.5	1371	-19	1366	-26	1361	-26
20	1350	-25	1345	-29	1336	-31
21	1325	-36	1317	-39	1308	-39
22	1306n	-34	1299	-36	1287n	-50
23	1294n	-	1298n	-31	-	-
24	-	-	-	-	-	-
25	-	-	-	-	-	-
26	1013n	-1	1024n	-	-	-
28	777	-14	772	-16	-	-
30	669	-12	677	-13	-	-
32	578n	-21	574n	-	-	-
MC	1013	-61	1046	-23	1010n	-31

## AWEX EMI 2013/14 & 2014/15 Season v's Current

Currently: 1217 c/kg clean



## Upcoming Auction Volumes

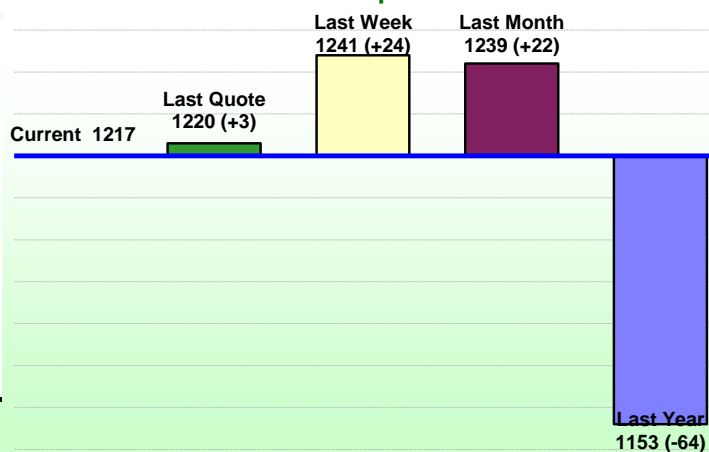
	26-04-16	03-05-16	10-05-16
Northern	S44	S45	S46
Sydney	10,349	10,500	10,600
Southern	M44	M45	M46
Melbourne	21,159	21,648	23,000
Western	F44	F45	F46
Fremantle	7,417	8,550	8,400
<b>Total</b>	<b>38,925</b>	<b>40,698</b>	<b>42,000</b>

## THIS WEEK'S SALES STATISTICS

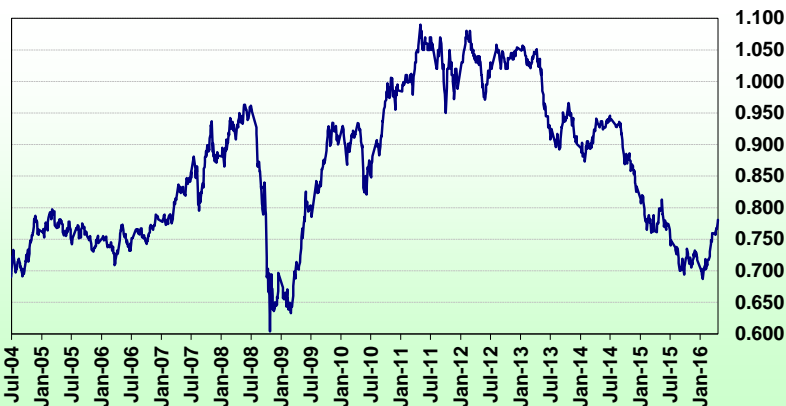
Centre	Bales Originally	Bales Offered	Bales Sold	Pass in Rate
Northern	11,100	10,947	9,468	13.5%
Southern	25,700	22,813	19,454	14.7%
Western	10,000	8,322	6,751	18.9%
<b>TOTAL</b>	<b>46,800</b>	<b>42,082</b>	<b>35,673</b>	<b>15.2%</b>

Average Nth-Sth MPG's as reported on 21 Apr 2016

### AWEX Weekly Eastern Market Indicator Quote Comparisons



### AUD vs USD from 06-Jul-04 to 21-Apr-16



Micron	EMI	16.5	17	17.5	18	18.5	19	19.5	20	21	22	23	25	28	AUD
Current MPG's	1217	1506	1491	1467	1435	1415	1386	1369	1348	1321	1303	1296	1146	774.5	0.781
10 year Average	961	1575	1403	1398	1279	1221	1156	1099	1047	1011	983	956	781	564	0.859
This time last year	1153	1397	1375	1364	1352	1322	1292	1271	1250	1227	1189	1160	1011	857	0.775
10 year High	1436	2680	2497	2339	2174	1944	1773	1674	1589	1527	1467	1389	1219	976	1.090
10 year Low	632	1259	1073	1087	881	833	777	736	686	659	654	646	549	339	0.604
%Reported above current	13%	43%	23%	28%	19%	17%	16%	13%	11%	10%	8%	5%	2%	10%	63%
Diff b/w High & Current	219	1174	1006	872	739	529	387	306	242	206	164	93	73	202	0.309
Diff b/w Ave & Current	256	-69	88	68	156	194	229	270	301	310	320	340	365	210	-0.078

#### Percentile Bands

95%	1285	2485	2202	2119	1832	1679	1565	1449	1387	1361	1333	1299	1321	839	1.050
90%	1241	1916	1689	1634	1530	1480	1435	1396	1350	1321	1291	1252	1272	761	1.035
80%	1130	1670	1505	1514	1433	1374	1322	1289	1250	1236	1215	1184	1153	669	0.985
75%	1097	1583	1478	1478	1394	1327	1283	1248	1216	1199	1179	1148	1119	651	0.945
60%	1013	1516	1379	1377	1288	1248	1196	1151	1118	1089	1068	1043	1036	578	0.899
50%	943	1480	1330	1321	1244	1192	1134	1090	1037	986	943	912	971	491	0.857
40%	885	1444	1277	1286	1187	1142	1083	999	940	917	900	874	914	478	0.788
25%	777	1395	1236	1229	1106	1047	982	916	843	786	763	739	794	464	0.760
10%	727	1314	1168	1178	1014	985	922	857	795	742	714	695	743	445	0.717

#### Indicative Basis Contract Prices

Date	MPG	17	17.5	18	18.5	19	19.5	20	21	22	23	28	
May-2016		1490	1466	1434	1414	1385	1368	1347	1320	1300	1240	719	All prices on this sheet are listed in c/kg clean. Basis Contract prices are indicative only. The levels are published to use purely as a guide. For more information regarding forward contracts or to submit a GTC or Target order, contact your local Landmark wool manager, or call Landmark Risk Management on 1800 629 396.
Jun-2016		1480	1456	1424	1404	1375	1358	1337	1310	1290	1230	709	
Jul-2016		1460	1436	1404	1384	1355	1338	1317	1290	1270	1210	689	
Aug-2016		1450	1426	1394	1374	1345	1328	1307	1280	1260	1200	679	
Sep-2016		1440	1416	1384	1364	1335	1318	1297	1270	1250	1190	669	
Oct-2016		1435	1411	1379	1359	1330	1313	1292	1265	1245	1185	664	
Nov-2016		1430	1406	1374	1354	1325	1308	1287	1260	1240	1180	659	
Dec-2016		1425	1401	1369	1349	1320	1303	1282	1255	1235	1175	654	
Jan-2017		1420	1396	1364	1344	1315	1298	1277	1250	1230	1170	649	
Feb-2017		1415	1391	1359	1339	1310	1293	1272	1245	1225	1165	644	
Mar-2017		1405	1381	1349	1329	1300	1283	1262	1235	1215	1155	634	
Apr-2017		1395	1371	1339	1319	1290	1273	1252	1225	1205	1145	624	
May-2017		1395	1371	1339	1319	1290	1273	1252	1225	1205	1145	624	
Jun-2017		1395	1371	1339	1319	1290	1273	1252	1225	1205	1145	624	
Jul-2017		1395	1371	1339	1319	1290	1273	1252	1225	1205	1145	624	

Please use above figures as a guide to submit your GTC or Target orders. Call 1800 629 396.