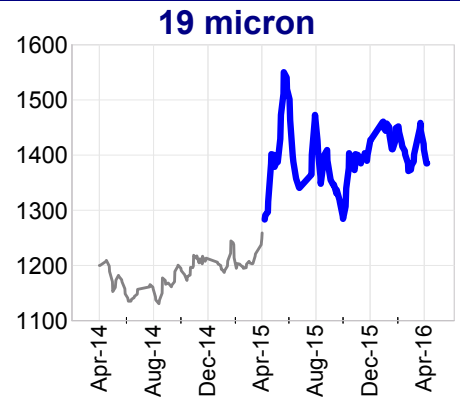
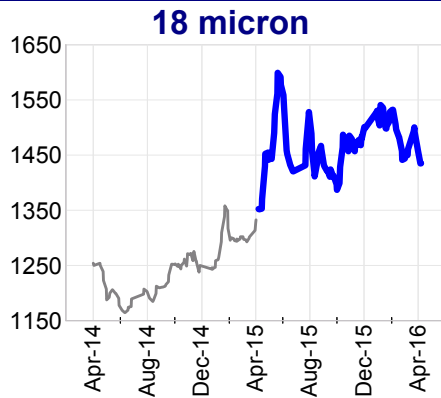
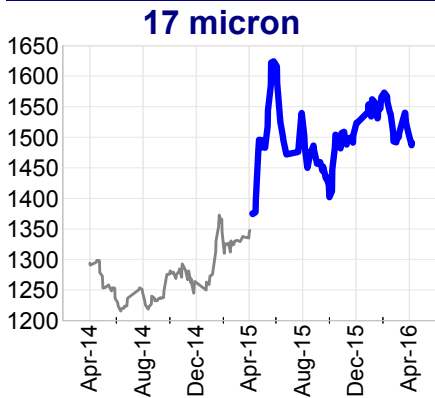


AWEX Superfine Indicators



2 year charts (North/South average). Blue line = last 12 months.

Regional Indicators (¢/kg clean)

Region Indicator	North		South		West	
	Value	Change	Value	Change	Value	Change
16.5 MPG	1,514n	(-24)	1,498n	(-8)		
17 MPG	1,491	(-18)	1,491	(-9)		
17.5 MPG	1,465	(-14)	1,468	(-17)	1,428n	
18 MPG	1,433	(-32)	1,437	(-17)	1,403n	(-20)
18.5 MPG	1,421	(-24)	1,409	(-17)	1,387	(-24)
19 MPG	1,387	(-24)	1,384	(-25)	1,381	(-16)

Offering Analysis (19.5 micron & finer)

Region	Sale ID	Bales	Bales	Passed	AM	VMB%	Best Style	Average Price (YTD)	
		Offered	Sold	In %	%	> 1%	& Better%	\$/bale	c/kg clean
Northern	S43	5,351	4,653	13.0	79.6	77.0	20.9	1,621	
Southern	M43	9,435	8,239	12.7	80.9	55.5	28.1	1,409	
Western	F43	3,965	3,431	13.5	83.7	60.2	6.7	1,646	
Total		18,751	16,323	12.9	81.1	62.6	21.5	1,381	1,279
Less than 17.6 micron		5,683	4,985	12.3	78.5	62.6	26.7	1,627	1,356
17.6 - 18.5 micron		5,857	5,179	11.6	83.1	57.6	22.0	1,573	1,457
18.6 - 19.5 micron		7,211	6,159	14.6	81.6	66.8	17.1	1,409	1,356

AWEX Commentary

A second week of losses across a large number of types has sent the AWEX-EMI to its lowest level in six months. Closing at 1217 cents, the benchmark indicator was 24 cents cheaper than the previous week. The currency appeared to play a significant role with it jumping almost 1.5 cents over the past 7 days and it hitting a ten-month high at 78.26 US cents midway through the sale. The sale opened up with a continuation of the trend from the previous week. Prices fell as much as 30 cents clean with a rout that was fairly consistent across the micron range, apart from superfine types in Melbourne which managed falls which were not as substantial. There was a firming bias over the course of the day which managed to limit the discounts and conveyed some positivity for the next day. Although Thursday had mixed results, the market generally flattened out. Melbourne still eased back slightly, but Sydney and Fremantle both registered increases for sections of the Fleece catalogue. Rises of 5 cents were recorded, mainly on the back of solid support for the more stylish 40nkt types. The lower prices resulted in 10% of the catalogue being withdrawn prior to sale, the largest rate in 2 years. Merino Skirtings initially lost 20 cents before firming on the final day. Crossbreds continued to track lower, losing another 15 cents this week. In Sydney the Merino Carding Indicator plunged 61 cents on the back of near-equal falls each day, while Melbourne and Fremantle were more moderate with a drop of 20 to 30 cents. National totals are set to hover around 40,000 bales for the next 2 weeks before dipping to 36,000 bales in 3 weeks time.

Certified 1PP Lots Offered for Current Season 15-16

	Price (Greasy)	Price (Clean)	Sale	Brand	Micron	VMB	Nkt	Lgth	AWEX ID	Broker	Sale Result	Buyer
1			S37	CM/KELVIN VALE/NEW ENG	15.1	0.1	48	76	ASF1E.	AWNS	WD	
2			M34	ROCK-BANK/H-C	15.0	0.1	48	87	ASF1E.	FLRME	WD	
3			L33	GLEN STUART	15.0	0.1	49	77	ASF1E.	ROBL	WD	
4			S23	CSS/MULGOWAN/TRAPROCK	14.3	0.1	42	80	ASF1E.	AWNS	WD	
5			S23	CSS/MULGOWAN/TRAPROCK	14.3	0.1	45	69	ASF1E.	AWNS	WD	
6			S22	OAK HILLS/PYRAMUL/ASWGA/	15.1	0.1	42	72	ASF1E.	AWNS	WD	
7			S22	OAK HILLS/PYRAMUL/ASWGA/	15.3	0.1	44	88	ASF1E.	AWNS	WD	
8			S22	OAK HILLS/PYRAMUL/ASWGA/	15.9	0.1	42	87	ASF1E.	AWNS	WD	
9			S21	G-P/GLENBURNIE	16.4	0.1	58	82	ASF1E.	AWNS	WD	
10			S19	CSS/MULGOWAN/TRAPROCK	15.3	0.5	44	79	ASF1E.	AWNS	WD	
11			M18	KINGSTON/TASMANIA/ASWGA	15.1	0.1	40	70	ASF1E.	AWNS	WD	
12			S18	RON/NEW ENGLAND/WALCHA	16.0	0.4	49	78	ASF1E.	AWNS	WD	
13			S17	CSS/MULGOWAN/TRAPROCK	15.1	0.6	41	71	ASF1E.	AWNS	WD	
14			S17	OAK HILLS/PYRAMUL/ASWGA/	15.9	0.1	44	82	ASF1E.	AWNS	WD	
15			S17	OAK HILLS/PYRAMUL/ASWGA/	16.4	0.1	44	79	ASF1E.	AWNS	WD	
16			S16	WARRANE/NE	15.1	0.3	46	80	ASF1E.	LMKS	WD	
17			S15	CSS/MULGOWAN/TRAPROCK	15.2	0.2	50	72	ASF1E.	AWNS	WD	
18	3,595	4,400	S09	LLANCAUT/WALLANGARRA	15.9	0.2	58	79	ASF1E.	LMKS	S	NENM
19	3,945	5,150	S09	CM/KELVIN VALE/NEW ENG	15.4	0.3	49	78	ASF1E.	AWNS	S	NENM
20	3,666	4,700	S06	RYWUNG/NEW ENGLAND	15.7	0.3	52	87	ASF1E.	AWNS	S	NENM
21	3,535	4,550	S06	RYWUNG/NEW ENGLAND	15.8	0.4	56	86	ASF1E.	AWNS	S	NENM
22			M02	GLENARA/M	14.7	0.1	50	77	ASF1E.	FLRME	WD	

Major Auction Buyers by Micron Range for Current Sale Week

	Buyer	Bales
15.0 microns and finer	Fox & Lillie	19
	G Schneider (Aust)	16
	Modiano (Aust)	16
15.1 - 16.5 micron	Lempriere (Aust)	249
	Techwool Trading	233
	Australian Merino Exports	98
16.6 - 18.5 micron	Lempriere (Aust)	1055
	Global Wool Export (Aust)	1021
	Australian Merino Exports	717

Top 5 Australian Auction Prices for Sale Week (Sold Only)

	Price (Greasy)	Price (Clean)	Sale	Brand	Micron	VMB	Nkt	Lgth	AWEX ID	Broker	Buyer
1	1,370	2,063	M43	VICTORIA RANGE	17.1	0.6	49	73	ASF4E.	ESMG	NENM
2	1,361	1,703	S43	JPC/ARMIDALE	17.1	0.7	50	86	MF4E.M	LMKN	GSAS
3	1,360	2,039	M43	VICTORIA RANGE	16.2	0.6	44	69	ASF4E.	ESMG	NENM
4	1,340	1,714	S43	FSLO/DUNDEE/NE	17.0	0.4	47	86	MWF4E.	LMKB	GSAS
5	1,280	1,616	S43	FSLO/DUNDEE/NE	17.8	0.6	40	88	MF4E.	LMKB	NENM

Top 5 Auction Prices for Season 15-16

	Price (Greasy)	Price (Clean)	Sale	Brand	Micron	VMB	Nkt	Lgth	AWEX ID	Broker	Buyer
1	3,945	5,150	S09	CM/KELVIN VALE/NEW ENG	15.4	0.3	49	78	ASF1E.	AWNS	NENM
2	3,666	4,700	S06	RYWUNG/NEW ENGLAND	15.7	0.3	52	87	ASF1E.	AWNS	NENM
3	3,595	4,400	S09	LLANCAUT/WALLANGARRA	15.9	0.2	58	79	ASF1E.	LMKS	NENM
4	3,535	4,550	S06	RYWUNG/NEW ENGLAND	15.8	0.4	56	86	ASF1E.	AWNS	NENM
5	3,380	4,501	S16	YALGOO/NE	13.9	0.9	46	76	MWF4E.	EPWN	GSAS

Finest Micron Sold for Season 15-16

	Price (Greasy)	Price (Clean)	Sale	Brand	Micron	VMB	Nkt	Lgth	AWEX ID	Broker	Buyer
1	1,350	2,077	M24	BEN OHAU	12.5	0.1	25	79	MF4E.F1	NZMZC	TMCM
2	900	1,582	M24	BEN OHAU	12.5	0.7	31	67	MF5E.BF1	NZMZC	MODM
3	1,350	2,027	M24	BEN OHAU	12.6	0.1	18	78	MF4E.M	NZMZC	TMCM
4	1,250	1,956	M24	VISULEA	12.7	0.1	23	68	MWF5E.	NZMZC	TMCM
5	1,220	1,874	M24	VISULEA	12.8	0.0	22	65	MWF4E.	NZMZC	MODM

Superfine Point of Micron (ASF4/MF4)

Micron	Strength (Nkt)			
	40	35	28	21
14.5			1630	
15.0		1427		
15.9		1522		
16.0		1499		
16.1	1557	1514		
16.2	1898			
16.3		1477	1467	
16.4	1636	1463	1414	
16.5	1614	1533		
16.6		1525		1385
16.8				
16.9	1577	1482	1395	1383
17.0	1691			
17.1		1551	1395	
17.2		1484		
17.3	1624			
17.4	1639			
17.5			1419	1358
17.6	1565	1490		
17.7	1573	1652		
17.8	1534	1388		1346
17.9	1573		1406	1367
18.0		1474		
18.3				1339
18.4		1413		
18.5	1434		1393	

For more information please contact AWEX Operations on +61 2 9428 6130
 Copyright Australian Wool Exchange (2006)
 Not for reproduction without permission.