

Wool Weekly



Friday, 13 May 2016

Wool Market Movements

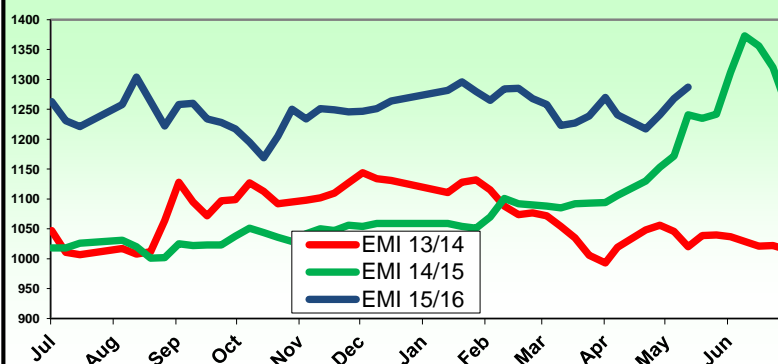
- There was another week of solid gains in the Australian wool market this week as the continued decline in the A\$ supports prices. The EMI rose by 19 cents to 1287 Ac/kg while the WMI closed 22 cents higher at 1383 Ac/kg. The A\$ closed at 73.43 UScents, down by a further 1.6 UScents for the week. As a result, the EMI was 6 cents lower at 945 USc/kg. There were 37,066 bales offered this week with just 5.2% passed-in. Forward prices into the new season are attractive. Contact your local Landmark representative or call 1800 629 396 to discuss options for your wool.
- The two day sale in Sydney on Wednesday and Thursday saw a small offering met by increased buying interest. This pushed prices for Merino fleece wool higher. The most significant gains of 35 cents were seen for 17.5 micron to 19 micron wool, while the broader end recorded price rises of 5-10 cents. The limited offering of Crossbred wool received higher prices, with 27-28 micron wool gaining 10-15 cents and 29-30 micron wool 5 cents dearer. Renewed buying interest pushed Oddment prices up by 35-45 cents.
- Prices for all wool lifted on Wednesday in Melbourne, and the rise continued on Thursday, albeit at a slower pace. Merino fleece wool of 18.5 to 19.5 micron increased by 25-35 cents for the week. The fine end (18 micron and finer) recorded more moderate lifts of 15-20 cents. Broader Merino wool rose by 10-15 cents, although there was weakness evident on Thursday. Fine Crossbred wool prices were up to 40 cents higher on limited volumes and broader Crossbred wool rose by 10 cents. Locks and Crutchings rose by 10-15 cents.
- There was strong buying interest in finer Merino wool in Fremantle on Wednesday and Thursday, resulting in prices lifting by 30 to 40 cents. The best gains were seen for better spec types. Merino wool of 19.5 to 20 micron recorded more moderate gains of 10-15 cents, while 21 and 22 micron wool eased back by 5-10 cents. Prices for locks jumped by 45-50 cents and Crutchings were 40 cents higher.

AWEX WEEKLY WOOL PRICES

Regional Indicator	North	Wkly Chg	South	Wkly Chg	West	Wkly Chg
c/kg clean	1318	+21	1268	+18	1383	+22
MICRON PRICE GUIDES						
16.5	1593n	+26	1564n	+19	-	-
17	1573	+16	1563	+20	-	-
17.5	1575	+32	1557	+16	1548n	+35
18	1556	+33	1537	+22	1533n	+30
18.5	1534	+32	1511	+31	1522	+36
19	1511	+34	1495	+32	1497	+31
19.5	1478	+20	1467	+22	1473	+17
20	1438	+5	1425	+15	1436	+9
21	1413	+16	1401	+17	1396	-1
22	1387n	+11	1375n	+12	1372n	-10
23	1357n	-	1355n	+13	-	-
24	-	-	-	-	-	-
25	-	-	1064n	-58	-	-
26	-	-	1061n	+28	-	-
28	798n	+16	793	+11	-	-
30	684	+3	690n	+8	-	-
32	598n	0	-	-	-	-
MC	1082	+44	1072	+15	1074n	+35

AWEX EMI 2013/14 & 2014/15 Season v's Current

Currently: 1287 c/kg clean



Upcoming Auction Volumes

	17-05-16	24-05-16	31-05-16
Northern	S47	S48	S49
Sydney	11,753	10,200	10,210
Southern	M47	M48	M49
Melbourne	22,658	19,213	20,525
Western	F47	F48	F49
Fremantle	8,503	No Sale	5,850
Total	42,914	29,413	36,585

THIS WEEK'S SALES STATISTICS

Centre	Bales Originally	Bales Offered	Bales Sold	Pass in Rate
Northern	9,700	9,355	9,010	3.7%
Southern	18,800	19,004	17,965	5.5%
Western	7,400	8,707	8,161	6.3%
TOTAL	35,900	37,066	35,136	5.2%

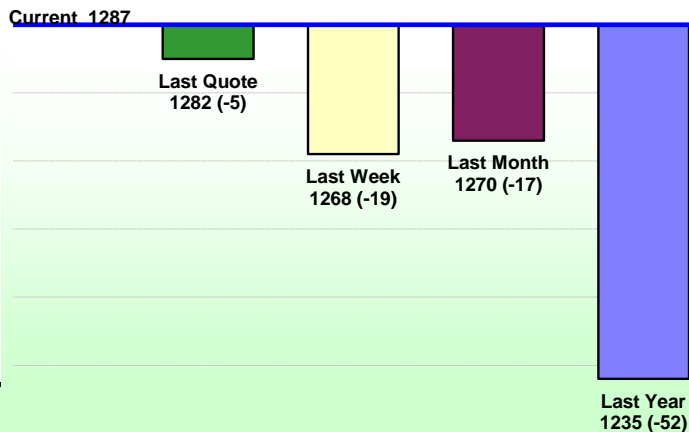
13 May 2016

Landmark Wool Report

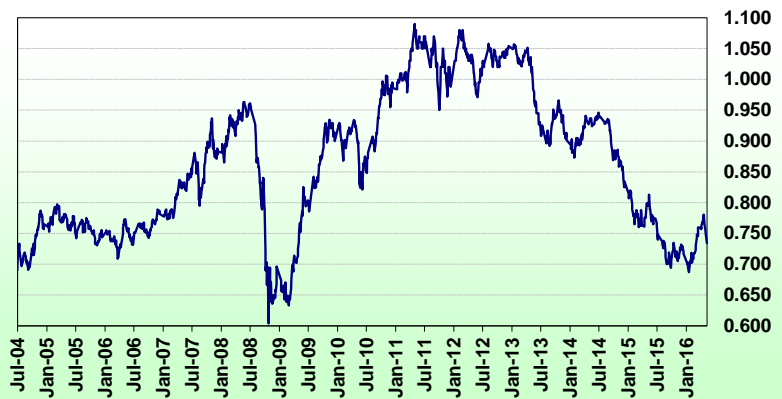
EMI 1287 NMI 1318 SMI 1268 WMI 1383



Average Nth-Sth MPG's as reported on 12 May 2016

AWEX Weekly Eastern Market Indicator
Quote Comparisons

AUD vs USD from 06-Jul-04 to 12-May-16



Micron	EMI	16.5	17	17.5	18	18.5	19	19.5	20	21	22	23	25	28	AUD
Current MPG's	1287	1578.5	1568	1566	1546.5	1522.5	1503	1472.5	1432	1407	1381	1356	1064	795.5	0.734
10 year Average	962	1575	1404	1399	1280	1222	1158	1100	1048	1012	985	958	782	565	0.858
This time last year	1235	1516	1484	1468	1442	1413	1379	1353	1319	1298	1252	1219	1096	887	0.813
10 year High	1436	2680	2497	2339	2174	1944	1773	1674	1589	1527	1467	1389	1219	976	1.090
10 year Low	632	1259	1073	1087	881	833	777	736	686	659	654	646	549	339	0.604
%Reported above current	5%	26%	14%	14%	9%	7%	6%	4%	2%	2%	2%	1%	7%	9%	85%
Diff b/w High & Current	149	1102	929	773	627	422	270	202	158	120	86	33	155	181	0.356
Diff b/w Ave & Current	325	4	164	167	266	300	345	372	383	395	396	398	282	230	-0.124

Percentile Bands

95%	1285	2484	2198	2118	1832	1678	1565	1452	1390	1368	1338	1306	1321	839	1.050
90%	1242	1915	1688	1632	1531	1481	1437	1398	1355	1322	1292	1258	1273	773	1.035
80%	1132	1670	1507	1515	1435	1385	1327	1291	1252	1237	1218	1186	1156	669	0.985
75%	1098	1582	1482	1480	1396	1328	1286	1251	1218	1202	1183	1152	1121	652	0.945
60%	1015	1517	1380	1379	1292	1249	1197	1152	1119	1093	1071	1046	1037	581	0.899
50%	943	1481	1331	1321	1244	1192	1135	1092	1039	986	945	914	974	491	0.855
40%	888	1445	1278	1288	1188	1143	1084	1000	942	919	901	875	917	478	0.788
25%	777	1396	1236	1230	1107	1048	982	916	843	786	764	739	796	464	0.759
10%	727	1314	1168	1179	1015	985	923	858	796	743	714	695	743	445	0.717

Indicative Basis Contract Prices

Date	MPG	17	17.5	18	18.5	19	19.5	20	21	22	23	28	All prices on this sheet are listed in c/kg clean. Basis Contract prices are indicative only. The levels are published to use purely as a guide. For more information regarding forward contracts or to submit a GTC or Target order, contact your local Landmark wool manager, or call Landmark Risk Management on 1800 629 396.
Jun-2016		1526	1519	1500	1476	1456	1426	1385	1360	1334	1280	720	
Jul-2016		1516	1509	1490	1466	1446	1416	1375	1350	1324	1270	710	
Aug-2016		1496	1489	1470	1446	1426	1396	1355	1330	1304	1250	690	
Sep-2016		1486	1479	1460	1436	1416	1386	1345	1320	1294	1240	680	
Oct-2016		1476	1469	1450	1426	1406	1376	1335	1310	1284	1230	670	
Nov-2016		1471	1464	1445	1421	1401	1371	1330	1305	1279	1225	665	
Dec-2016		1466	1459	1440	1416	1396	1366	1325	1300	1274	1220	660	
Jan-2017		1461	1454	1435	1411	1391	1361	1320	1295	1269	1215	655	
Feb-2017		1456	1449	1430	1406	1386	1356	1315	1290	1264	1210	650	
Mar-2017		1451	1444	1425	1401	1381	1351	1310	1285	1259	1205	645	
Apr-2017		1441	1434	1415	1391	1371	1341	1300	1275	1249	1195	635	
May-2017		1431	1424	1405	1381	1361	1331	1290	1265	1239	1185	625	
Jun-2017		1431	1424	1405	1381	1361	1331	1290	1265	1239	1185	625	
Jul-2017		1431	1424	1405	1381	1361	1331	1290	1265	1239	1185	625	
Aug-2017		1431	1424	1405	1381	1361	1331	1290	1265	1239	1185	625	

Please use above figures as a guide to submit your GTC or Target orders. Call 1800 629 396.