

Wool Weekly



Friday, 17 June 2016

Wool Market Movements

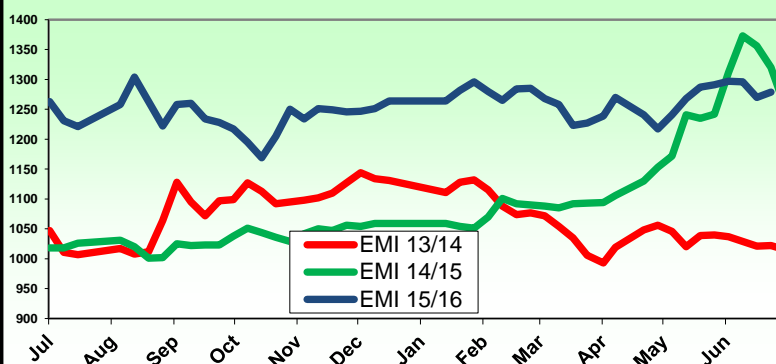
- Wool prices in Sydney and Melbourne recovered this week after last week's drop, helped by a modest fall in the A\$ and a small offering. The most significant gains were seen for Merino wool 18.5 micron and broader. Prices in Fremantle fell back compared with the previous sale two weeks ago. The EMI rose by 9 Acents to 1279 Ac/kg while a 0.7 UScent easing in the A\$ saw the EMI fall by 2 UScents to 946 USc/kg. There was a small offering of 31,672 bales of which 6.6% were passed in.
- The first day of sales in Sydney on Wednesday saw better buyer interest for Merino wool, with higher prices and better clearances. Merino wool of 19 micron and broader gained 10 to 15 cents while finer types increased by 5 cents. A limited offering of Crossbred wool saw prices ease slightly. Oddments were down by up to 10 cents. A small offering of Merino wool on Thursday saw firm to slightly higher prices. Lower spec wool attracted the most interest. Crossbred wool prices slipped a little further while Locks gained ground and Crutchings were unchanged.
- The two day sale in Melbourne began strongly on Wednesday with prices for Merino wool posting a 10 to 15 cent gain, with the best increases seen for 18.5 to 21 micron wool. Finer Crossbred wool prices were 10 cents higher while others were firm. Prices for Locks and Crutchings were mixed. On Thursday, solid demand for broader Merino wool saw prices gain 10 to 15 cents. Finer types were unchanged to slightly lower. Fine Crossbred wool lifted a further 10 to 20 cents and broader microns were firm. Prices for Locks and Crutchings slid by 5 to 10 cents.
- Fremantle hosted a two day sale this week. The first day on Wednesday saw Merino wool prices drop by up to 25 cents compared with the previous sale two weeks ago as the market caught up. Finer types were most affected. Locks and Crutchings declined by as much as 20 cents. Prices lifted on Thursday, as buyer interest improved. Merino wool prices gained by 5 to 10 cents and Oddments were fully firm.

AWEX WEEKLY WOOL PRICES

Regional Indicator	North	Wkly Chg	South	Wkly Chg	West	Wkly Chg
c/kg clean	1300	+8	1266	+11	1362	-8
MICRON PRICE GUIDES						
16.5	1547n	+6	1533n	+11	-	-
17	1534	+2	1522	+10	-	-
17.5	1537	+7	1515	+4	1508n	-20
18	1512	+5	1495	+8	1488n	-15
18.5	1491	+5	1482	+14	1479	-16
19	1476	+11	1464	+13	1468	-19
19.5	1450	+16	1449	+13	1449	-14
20	1420	+15	1426	+23	1415	-16
21	1398	+21	1403	+29	1393	+1
22	1379n	+14	1388	+18	1383n	+2
23	-	-	1375n	+20	-	-
24	-	-	-	-	-	-
25	-	-	1198n	-	-	-
26	-	-	1100n	+30	-	-
28	786	-7	779	-2	-	-
30	703n	-2	699	0	-	-
32	569n	-11	571n	+1	-	-
MC	1084	-3	1082	-11	1093n	-15

AWEX EMI 2013/14 & 2014/15 Season v's Current

Currently: 1279 c/kg clean



Upcoming Auction Volumes

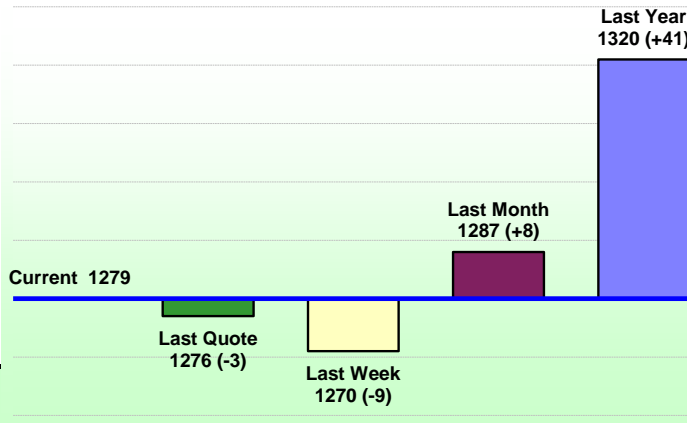
	20-06-16	27-06-16	04-07-16
Northern	S52	S53	S01
Sydney	10,681	11,190	12,690
Southern	M52	M53	M01
Melbourne	13,479	17,000	19,486
Western	F52	F53	F01
Fremantle	No Sale	6,207	8,217
Total	24,160	34,397	40,393

THIS WEEK'S SALES STATISTICS

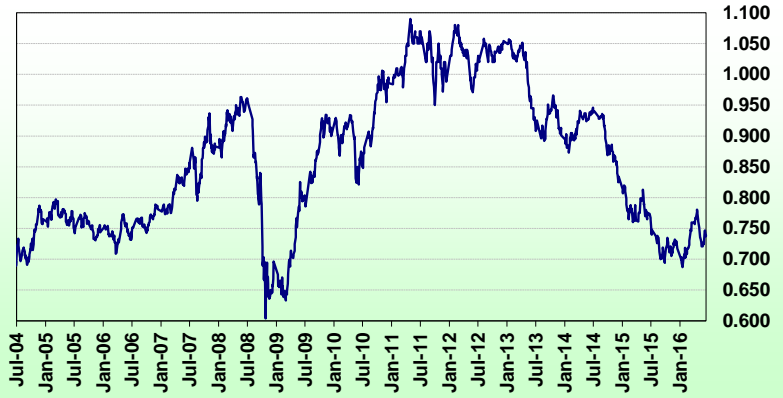
Centre	Bales Originally	Bales Offered	Bales Sold	Pass in Rate
Northern	10,120	9,021	8,516	5.6%
Southern	18,950	17,130	16,076	6.2%
Western	7,200	5,521	4,975	9.9%
TOTAL	36,270	31,672	29,567	6.6%

Average Nth-Sth MPG's as reported on 16 Jun 2016

**AWEX Weekly Eastern Market Indicator
 Quote Comparisons**



AUD vs USD from 06-Jul-04 to 16-Jun-16



Micron	EMI	16.5	17	17.5	18	18.5	19	19.5	20	21	22	23	25	28	AUD
Current MPG's	1279	1540	1528	1526	1503.5	1486.5	1470	1449.5	1423	1401	1384	1375	1198	782.5	0.739
10 year Average	964	1574	1405	1400	1282	1225	1160	1103	1051	1015	988	961	785	567	0.857
This time last year	1320	1605	1589	1559	1537	1494	1463	1436	1413	1401	1368	1340	1219	974	0.774
10 year High	1436	2680	2497	2339	2174	1944	1773	1674	1589	1527	1467	1389	1219	976	1.090
10 year Low	632	1259	1073	1087	881	833	777	736	686	659	654	646	549	339	0.604
%Reported above current	6%	35%	18%	18%	14%	10%	8%	6%	3%	3%	2%	1%	0%	10%	83%
Diff b/w High & Current	157	1140	969	813	670	458	303	225	166	126	83	14	21	194	0.351
Diff b/w Ave & Current	315	-34	123	126	221	262	310	347	372	385	396	414	413	215	-0.118

Percentile Bands

95%	1289	2483	2193	2118	1831	1673	1565	1457	1396	1373	1350	1315	1323	839	1.050
90%	1247	1913	1687	1629	1537	1486	1448	1402	1362	1327	1296	1265	1279	785	1.033
80%	1144	1670	1511	1520	1442	1393	1334	1298	1258	1241	1220	1188	1171	671	0.984
75%	1101	1582	1485	1483	1403	1330	1288	1255	1221	1208	1186	1155	1126	654	0.943
60%	1017	1518	1380	1385	1293	1252	1199	1155	1126	1099	1079	1053	1040	584	0.898
50%	948	1483	1332	1324	1246	1193	1136	1095	1043	989	946	916	977	493	0.849
40%	890	1446	1280	1290	1191	1143	1084	1002	944	922	902	877	920	479	0.787
25%	778	1396	1236	1231	1108	1050	985	916	844	787	764	740	796	464	0.758
10%	727	1315	1169	1179	1015	986	924	858	796	744	714	695	744	445	0.717

Indicative Basis Contract Prices

Date	MPG	17	17.5	18	18.5	19	19.5	20	21	22	23	28
Jul-2016		1520	1506	1490	1466	1450	1429	1403	1380	1360	1300	708
Aug-2016		1510	1496	1480	1456	1440	1419	1393	1370	1350	1290	698
Sep-2016		1490	1476	1460	1436	1420	1399	1373	1350	1330	1270	678
Oct-2016		1480	1466	1450	1426	1410	1389	1363	1340	1320	1260	668
Nov-2016		1470	1456	1440	1416	1400	1379	1353	1330	1310	1250	658
Dec-2016		1465	1451	1435	1411	1395	1374	1348	1325	1305	1245	653
Jan-2017		1460	1446	1430	1406	1390	1369	1343	1320	1300	1240	648
Feb-2017		1455	1441	1425	1401	1385	1364	1338	1315	1295	1235	643
Mar-2017		1450	1436	1420	1396	1380	1359	1333	1310	1290	1230	638
Apr-2017		1445	1431	1415	1391	1375	1354	1328	1305	1285	1225	633
May-2017		1435	1421	1405	1381	1365	1344	1318	1295	1275	1215	623
Jun-2017		1425	1411	1395	1371	1355	1334	1308	1285	1265	1205	613
Jul-2017		1425	1411	1395	1371	1355	1334	1308	1285	1265	1205	613
Aug-2017		1425	1411	1395	1371	1355	1334	1308	1285	1265	1205	613
Sep-2017		1425	1411	1395	1371	1355	1334	1308	1285	1265	1205	613

All prices on this sheet are listed in c/kg clean. Basis Contract prices are indicative only. The levels are published to use purely as a guide. For more information regarding forward contracts or to submit a GTC or Target order, contact your local Landmark wool manager, or call Landmark Risk Management on 1800 629 396.

Please use above figures as a guide to submit your GTC or Target orders. Call 1800 629 396.