

# Wool Weekly

# LANDMARK

Friday, 15 July 2016

## Wool Market Movements

- The Australian wool market slipped in the last sale before the three week recess, with a higher than expected offering and a higher \$A contributing to the slide. Medium Merino wool and broader Crossbred wool prices were most affected. The EMI fell by 9 cents to 1311 c/kg. The WMI closed at 1414 c/kg, down by 9 cents. The A\$ rose again to 76.2 UScents, up by 1 UScent. The EMI was 5 UScents higher at 998 USc/kg. A total of 40,935 bales were offered for the week of which 8.3% was passed-in.
- The final two-day sale in Sydney before the recess saw prices for Merino fleece wool between 19.5 and 21 micron fall by 20-25 cents. Finer and broader Merino fleece wool did better with more moderate falls, notably for fine Merino wool. The price for 16.5 micron wool increased. Finer Crossbred prices also lifted but 30 and 32 micron prices dropped again. Prices for Merino skirtings were steady and prices for Oddments were down a little. While prices fell on both Wednesday and Thursday, the larger price falls were recorded on Wednesday. In general, more moderate falls were recorded on Thursday.
- Melburne hosted a two-day sale this week, starting on Wednesday which saw prices for 19-21 micron wool fall by 10 cents. Prices for finer and broader fleece wool were firmer, either unchanged or down by a few cents. Buyer interest in fine Crossbred wool picked up and prices lifted 20 cents, but broader microns were 5-10 cents cheaper. Locks and Crutchings were a little lower. Merino wool prices 18.5 micron and broader fell a further 10-15 cents on Thursday, while finer types were down by 5 cents. Fine Crossbred wool prices lifted by another 10 cents while broader microns were down by 5 cents. Oddments eased back.
- The two-day sale in Fremantle saw prices fall by less than in the eastern states, largely due to a high pass-in rate. On Wednesday, Merino wool 20 microns and finer fell back by 10 cents while broader Merino wool prices fell by 5 cents. Locks were dearer and Crutchings were firm. On the final day before the recess, prices for Merino fleece wool eased back again. Prices for 20 micron and finer fell by 10-15 cents while broader Merino wool was helped by better demand and prices eased 5 cents lower. Prices for Locks and Crutchings were firm.

## AWEX WEEKLY WOOL PRICES

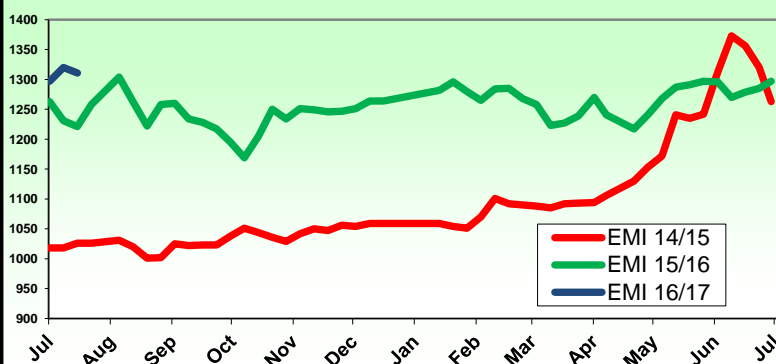
Regional Indicator	North	Wkly Chg	South	Wkly Chg	West	Wkly Chg
c/kg clean	1333	-8	1296	-10	1414	-9

MICRON PRICE GUIDES						
16.5	1590	+10	1574n	-4	-	-
17	1577	-2	1558	-5	-	-
17.5	1567	-4	1555	-4	-	-
18	1543	-11	1542	-3	1518n	-20
18.5	1520	-15	1514	-18	1508n	-20
19	1501	-15	1495	-25	1501	-19
19.5	1486	-22	1487	-24	1496	-15
20	1479	-24	1482	-21	1479	-17
21	1469	-23	1472	-21	1474	-9
22	1456n	-13	1450	-16	1463n	+2
23	1445n	-11	1449n	-17	-	-
24	-	-	-	-	-	-
25	-	-	1230n	-	-	-
26	1103n	+31	1125n	+27	-	-
28	755	0	754	+1	-	-
30	636	-14	632	-12	-	-
32	515	-16	515n	-	-	-
MC	1084	-4	1075	-5	1092n	-1

## AWEX EMI 2014/15 & 2015/16 Season v's Current

Currently: 1311 c/kg clean



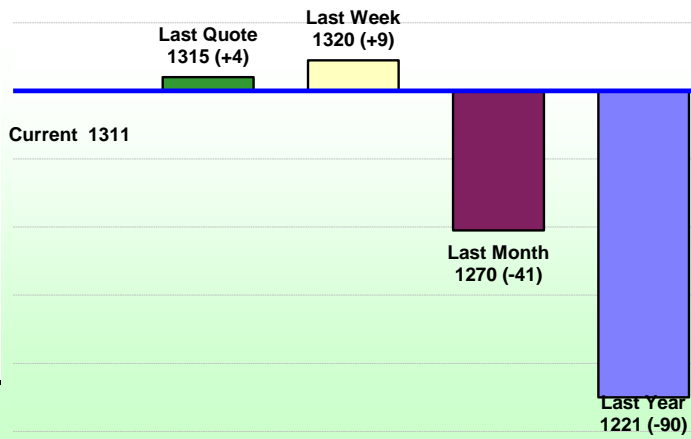
## Upcoming Auction Volumes

	18-07-16	25-07-16	01-08-16
Northern	S03	S04	S05
Sydney	Recess	Recess	Recess
Southern	M03	M04	M05
Melbourne	Recess	Recess	Recess
Western	F03	F04	F05
Fremantle	Recess	Recess	Recess
<b>Total</b>	<b>Recess</b>	<b>Recess</b>	<b>Recess</b>

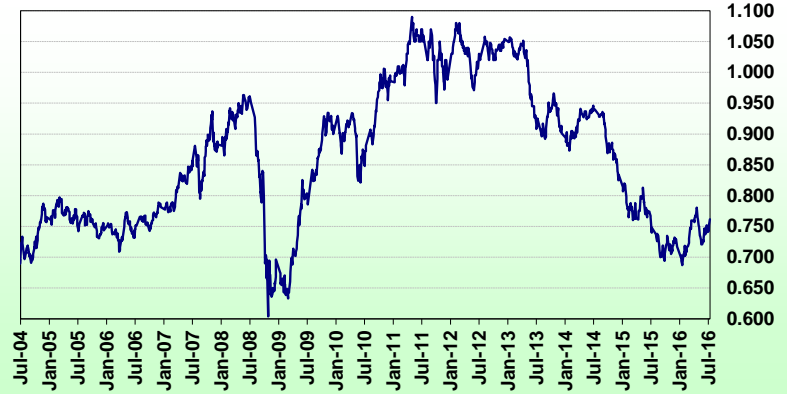
## THIS WEEK'S SALES STATISTICS

Centre	Bales Originally	Bales Offered	Bales Sold	Pass in Rate
Northern	12,035	14,799	13,678	7.6%
Southern	18,705	18,950	17,770	6.2%
Western	4,599	7,186	6,108	15.0%
<b>TOTAL</b>	<b>35,339</b>	<b>40,935</b>	<b>37,556</b>	<b>8.3%</b>

**AWEX Weekly Eastern Market Indicator Quote Comparisons**



**AUD vs USD from 06-Jul-04 to 14-Jul-16**



Micron	EMI	16.5	17	17.5	18	18.5	19	19.5	20	21	22	23	25	28	AUD
<b>Current MPG's</b>	1311	1582	1567.5	1561	1542.5	1517	1498	1486.5	1481	1471	1453	1447	1230	754.5	0.762
<b>10 year Average</b>	966	1574	1406	1401	1284	1226	1162	1105	1054	1018	990	964	788	568	0.857
<b>This time last year</b>	1221	1506	1472	1455	1421	1385	1341	1319	1306	1301	1288	1268	1123	889	0.748
<b>10 year High</b>	1436	2680	2497	2339	2174	1944	1773	1674	1589	1527	1468	1461	1230	976	1.090
<b>10 year Low</b>	632	1259	1073	1087	881	833	777	736	686	659	654	646	549	339	0.604
<b>%Reported above current</b>	4%	25%	15%	14%	10%	8%	7%	3%	2%	1%	1%	0%	0%	12%	72%
<b>Diff b/w High &amp; Current</b>	125	1098	930	778	631	427	275	188	109	56	15	14	0	222	0.328
<b>Diff b/w Ave &amp; Current</b>	345	8	161	160	259	291	336	381	427	453	463	483	442	186	-0.095

**Percentile Bands**

<b>95%</b>	1291	2478	2190	2114	1831	1667	1565	1469	1402	1379	1361	1322	1324	839	1.050
<b>90%</b>	1250	1912	1686	1627	1538	1488	1451	1405	1365	1330	1301	1269	1283	785	1.032
<b>80%</b>	1154	1662	1521	1523	1446	1399	1339	1303	1264	1247	1222	1191	1187	672	0.984
<b>75%</b>	1105	1581	1489	1489	1405	1333	1291	1260	1224	1211	1188	1157	1129	655	0.942
<b>60%</b>	1018	1520	1382	1389	1295	1254	1200	1157	1127	1103	1084	1057	1041	585	0.897
<b>50%</b>	950	1483	1333	1326	1248	1195	1137	1096	1048	992	948	917	977	494	0.847
<b>40%</b>	894	1449	1280	1292	1191	1145	1086	1004	949	927	903	879	923	479	0.786
<b>25%</b>	779	1396	1237	1232	1114	1050	987	916	844	788	765	742	796	464	0.757
<b>10%</b>	727	1315	1170	1180	1015	986	924	858	796	744	714	695	744	445	0.718

**Indicative Basis Contract Prices**

Date	MPG	17	17.5	18	18.5	19	19.5	20	21	22	23	28
Aug-2016		1540	1533	1515	1489	1470	1460	1450	1440	1420	1360	668
Sep-2016		1500	1493	1475	1449	1430	1380	1370	1360	1340	1280	588
Oct-2016		1490	1483	1465	1439	1420	1350	1340	1330	1310	1250	558
Nov-2016		1490	1483	1465	1439	1420	1340	1330	1320	1300	1240	548
Dec-2016		1490	1483	1465	1439	1420	1340	1330	1320	1300	1240	548
Jan-2017		1480	1473	1455	1429	1410	1330	1320	1310	1290	1230	538
Feb-2017		1470	1463	1445	1419	1400	1320	1310	1300	1280	1220	528
Mar-2017		1405	1398	1380	1354	1335	1315	1305	1295	1275	1215	523
Apr-2017		1400	1393	1375	1349	1330	1310	1300	1290	1270	1210	518
May-2017		1395	1388	1370	1344	1325	1305	1295	1285	1265	1205	513
Jun-2017		1385	1378	1360	1334	1315	1295	1285	1275	1255	1195	503
Jul-2017		1375	1368	1350	1324	1305	1285	1275	1265	1245	1185	493
Aug-2017		1375	1368	1350	1324	1305	1285	1275	1265	1245	1185	493
Sep-2017		1375	1368	1350	1324	1305	1285	1275	1265	1245	1185	493
Oct-2017		1375	1368	1350	1324	1305	1285	1275	1265	1245	1185	493

All prices on this sheet are listed in c/kg clean. Basis Contract prices are indicative only. The levels are published to use purely as a guide. For more information regarding forward contracts or to submit a GTC or Target order, contact your local Landmark wool manager, or call Landmark Risk Management on 1800 629 396.

Please use above figures as a guide to submit your GTC or Target orders. Call 1800 629 396.