

Wool Weekly

LANDMARK

Friday, 16 September 2016

Wool Market Movements

- Currency movements drove the Australian wool market again this week, with the AUD falling by 2.2 UScents. After prices lifted on Wednesday and then slipped back on Thursday, the Eastern Market Indicator closed 6 cents higher at 1311 c/kg. Prices for fine Merino wool and broader Crossbred wool rose but medium Merino prices fell. The EMI declined by 24 UScents to 979 USc/kg. 37,436 bales were offered and 5.3% was passed-in. There are 41,893 bales rostered next week.
- Sydney recorded the best gains for the week of the three selling centres, helped by a strong lift in prices on Wednesday even though prices pulled back on Thursday. Buyer interest was focused on fine and superfine Merino wool and prices lifted by 10-25 cents in response. The lower spec types were most in favour. Crossbreds also attracted considerable interest and were 10-15 cents dearer. In contrast, medium and broader Merino wools fell by 10-20 cents over the week. Locks and Crutchings were a little dearer.
- The Melbourne sale was very mixed. Prices for fine Merino and Crossbred wool rose over the week, but this was offset by losses for broad Merino wool and easier medium Merino wool prices. As with Sydney, there were solid gains at the fine end on Wednesday in response to the lower AUD, but these gains were partly given up on Thursday. Buyers were less interested in broad Merino wool on both days and prices fell back over the week. Crossbred wools rose on Wednesday then eased on Thursday on a limited offering. Oddments were unchanged.
- The two day sale in Fremantle started very strongly on Wednesday with 30-35 cent gains for finer Merino wool and more modest 5-10 cent increases for medium and broad Merino wool. Locks and Crutchings were just firm. Finer wools continued to attract buyer support on Thursday with prices moving up a little. Medium and broad Merino wools declined at the start of the day then strengthened a little to finish 5-10 cents cheaper for the day. Oddments were fully firm.

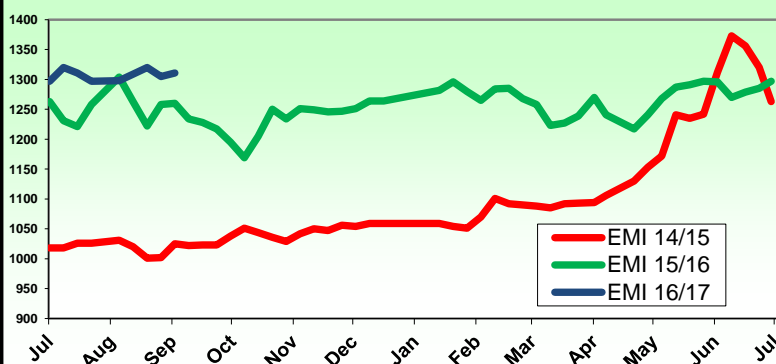
AWEX WEEKLY WOOL PRICES

Regional Indicator	North	Wkly Chg	South	Wkly Chg	West	Wkly Chg
c/kg clean	1340	+10	1290	+1	1384	+5

MICRON PRICE GUIDES						
16.5	1606	+11	1580n	+10	-	-
17	1605	+12	1579	+11	-	-
17.5	1598	+10	1574	+8	-	-
18	1580	+19	1555	+13	1541n	+32
18.5	1550	+24	1534	+25	1534n	+36
19	1517	+19	1511	+18	1499	+14
19.5	1482	-1	1471	-4	1465	+6
20	1452	-8	1440	-9	1451	+5
21	1438	-7	1426	-12	1427	+1
22	1416n	-20	1411	-17	1423n	+3
23	1404n	-	1398n	-25	-	-
24	1374n	-	-	-	-	-
25	-	-	1242n	+11	-	-
26	1175n	+8	1169n	+19	-	-
28	788	+17	774	+5	-	-
30	625	+6	632n	+6	-	-
32	-	-	-	-	-	-
MC	1053	+4	1038	-1	1042n	+2

AWEX EMI 2014/15 & 2015/16 Season v's Current

Currently: 1311 c/kg clean



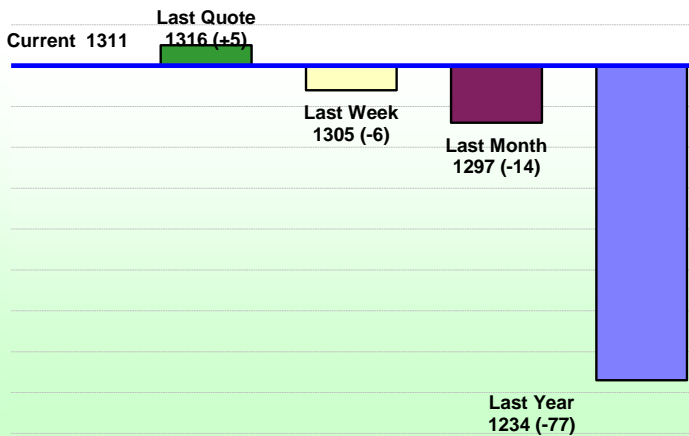
Upcoming Auction Volumes

	19-09-16	26-09-16	03-10-16
Northern	S12	S13	S14
Sydney	8,008	9,670	10,850
Southern	M12	M13	M14
Melbourne	26,100	20,025	25,143
Western	F12	F13	F14
Fremantle	7,785	8,220	8,020
Total	41,893	37,915	44,013

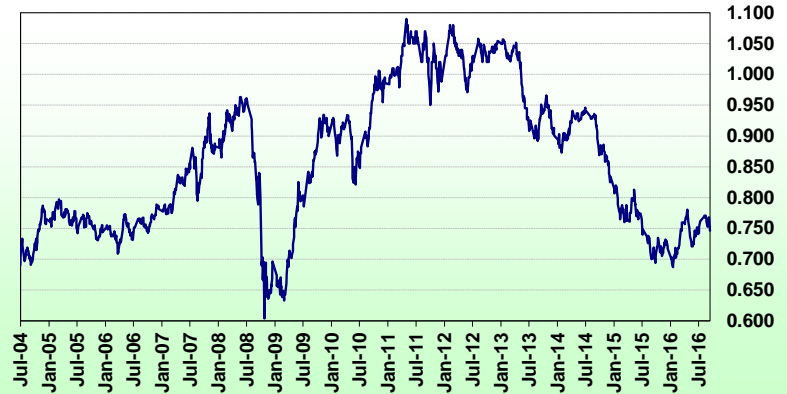
THIS WEEK'S SALES STATISTICS

Centre	Bales Originally	Bales Offered	Bales Sold	Pass in Rate
Northern	10,980	10,322	9,693	6.1%
Southern	20,671	19,519	18,573	4.8%
Western	7,850	7,595	7,181	5.5%
TOTAL	39,501	37,436	35,447	5.3%

AWEX Weekly Eastern Market Indicator Quote Comparisons



AUD vs USD from 06-Jul-04 to 15-Sep-16



Micron	EMI	16.5	17	17.5	18	18.5	19	19.5	20	21	22	23	25	28	AUD
Current MPG's	1311	1593	1592	1586	1567.5	1542	1514	1476.5	1446	1432	1414	1401	1255	781	0.746
10 year Average	969	1574	1408	1403	1286	1229	1165	1109	1057	1022	994	968	792	570	0.856
This time last year	1234	1483	1457	1438	1430	1407	1355	1317	1293	1278	1271	1264	1194	932	0.719
10 year High	1436	2680	2497	2339	2174	1944	1773	1674	1589	1527	1468	1461	1255	976	1.090
10 year Low	632	1259	1073	1087	881	833	777	736	686	659	654	646	549	339	0.604
%Reported above current	4%	23%	13%	13%	8%	6%	6%	4%	3%	2%	2%	1%	0%	10%	81%
Diff b/w High & Current	125	1087	905	753	606	402	259	198	143	95	54	60	0	195	0.344
Diff b/w Ave & Current	342	19	184	183	281	313	349	368	389	410	419	433	463	211	-0.110

Percentile Bands

95%	1297	2470	2184	2104	1829	1661	1561	1473	1412	1391	1370	1337	1333	838	1.050
90%	1259	1912	1686	1624	1542	1493	1461	1413	1372	1335	1306	1274	1290	786	1.031
80%	1166	1656	1525	1526	1451	1407	1347	1313	1270	1253	1228	1196	1196	674	0.980
75%	1111	1582	1493	1491	1412	1338	1297	1265	1228	1216	1196	1160	1133	658	0.942
60%	1020	1522	1384	1392	1298	1255	1203	1161	1129	1112	1087	1061	1043	589	0.896
50%	956	1485	1335	1328	1249	1198	1138	1098	1051	994	950	919	982	495	0.842
40%	898	1451	1282	1295	1192	1147	1089	1009	951	931	904	880	926	479	0.785
25%	780	1397	1237	1233	1117	1050	989	918	845	789	766	747	797	465	0.757
10%	727	1315	1170	1180	1016	986	925	859	797	744	714	695	744	446	0.718

Indicative Basis Contract Prices

Date	MPG	17	17.5	18	18.5	19	19.5	20	21	22	23	28	
Oct-2016		1548	1542	1524	1498	1470	1450	1419	1405	1385	1325	745	All prices on this sheet are listed in c/kg clean. Basis Contract prices are indicative only. The levels are published to use purely as a guide. For more information regarding forward contracts or to submit a GTC or Target order, contact your local Landmark wool manager, or call Landmark Risk Management on 1800 629 396.
Nov-2016		1543	1537	1519	1493	1465	1445	1414	1400	1380	1320	720	
Dec-2016		1528	1522	1504	1478	1450	1405	1374	1360	1340	1280	720	
Jan-2017		1518	1512	1494	1468	1440	1390	1359	1345	1325	1265	700	
Feb-2017		1508	1502	1484	1458	1430	1390	1359	1345	1325	1265	690	
Mar-2017		1508	1502	1484	1458	1430	1390	1359	1345	1325	1265	685	
Apr-2017		1495	1489	1471	1445	1417	1380	1349	1335	1315	1255	635	
May-2017		1490	1484	1466	1440	1412	1375	1344	1330	1310	1250	630	
Jun-2017		1485	1479	1461	1435	1407	1370	1339	1325	1305	1245	625	
Jul-2017		1480	1474	1456	1430	1402	1365	1334	1320	1300	1240	620	
Aug-2017		1470	1464	1446	1420	1392	1355	1324	1310	1290	1230	610	
Sep-2017		1460	1454	1436	1410	1382	1345	1314	1300	1280	1220	600	
Oct-2017		1460	1454	1436	1410	1382	1345	1314	1300	1280	1220	600	
Nov-2017		1460	1454	1436	1410	1382	1345	1314	1300	1280	1220	600	
Dec-2017		1460	1454	1436	1410	1382	1345	1314	1300	1280	1220	600	

Please use above figures as a guide to submit your GTC or Target orders. Call 1800 629 396.