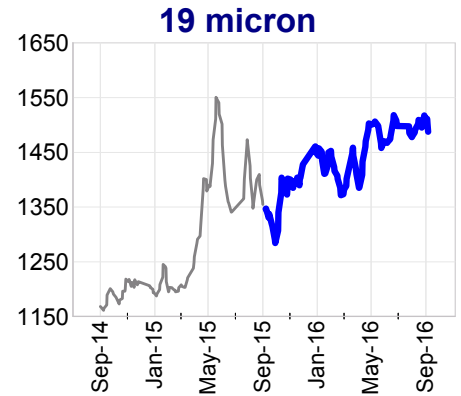
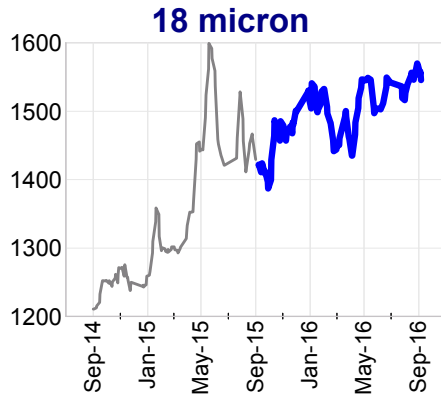
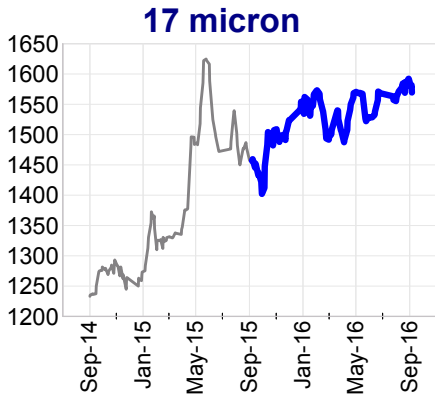


AWEX Superfine Indicators



2 year charts (North/South average). Blue line = last 12 months.

Regional Indicators (¢/kg clean)

Region Indicator	North		South		West	
	Value	Change	Value	Change	Value	Change
17 MPG	1,577	(-28)	1,562	(-17)		
18 MPG	1,549	(-31)	1,542	(-13)		
19 MPG	1,491	(-26)	1,484	(-27)	1,486	(-13)
16.5 MPG	1,587n	(-19)	1,563n	(-17)		
17.5 MPG	1,571	(-27)	1,558	(-16)		
18.5 MPG	1,530	(-20)	1,513	(-21)	1,530n	(-11)
19 MPG	1,491	(-26)	1,484	(-27)	1,521n	(-13)
Indicator	1,316	(-24)	1,266	(-24)	1,363	(-21)

Offering Analysis (19.5 micron & finer)

Region	Sale ID	Bales	Bales	Passed	AM	VMB%	Best	Average Price (YTD)	
		Offered	Sold	In %	%	> 1%	Style & Better%	\$/bale	c/kg clean
Northern	S12	5,102	4,771	6.5	80.1	57.2	47.1	1,812	
Southern	M12	10,080	9,029	10.4	82.8	44.2	43.3	1,665	
Western	F12	3,135	2,910	7.2	77.6	32.4	19.3	1,230	
Total		18,317	16,710	8.8	81.2	45.8	40.3	1,612	1,423
Less than 17.6 micron		5,914	5,333	9.8	83.0	40.6	57.5	1,665	1,619
17.6 - 18.5 micron		5,257	4,836	8.0	79.3	44.7	40.8	1,569	1,635
18.6 - 19.5 micron		7,146	6,541	8.5	81.0	50.9	25.6	1,833	1,482

AWEX Commentary

There was a sharp reversal in the AWEX Eastern Market Indicator with it losing 24 cents during the sale; its largest weekly fall in more than 3 months. Currency fluctuations continued to have an impact and in US dollars terms the EMI actually rose by cents after a firming of the Australian dollar by nearly 2 cents. The catalogue of almost 40,000 bales commenced on Tuesday to a New Zealand-only selection. Prices were solid for the more stylish types, however the lower spec types struggled, giving an indication of the trend for the remainder of the week. The Australian offering followed suit over the next 2 days, progressively losing 15 to 40 cents, depending on the micron and selling centre. In a different tendency from recent sales it was the medium to broad microns (20.0-23.0) types that suffered from the largest corrections, generally losing 30 to 40 cents for the week. The odd pocket of stylish high Nkt/low CVh lots in the finer microns were highly sought after and as a result traded at levels only just below those achieved at last week's sale. The final day gave mixed signals with Melbourne losing ground over the day at its large offering while Fremantle firmed towards the close. The Skirting market followed a similar course to the fleece market with most types and descriptions slipping between 20 and 40 cents. Crossbreds had a lacklustre week, also losing as much as 40 cents. The Carding market moved against the trend of the skirting and fleece market and enjoyed modest rises. Next week sees a smaller national offering of just over 35,000 bales. Selling in Melbourne is in an unusual Tues-Wed pattern due to a localised public holiday on Friday whilst Fremantle and Sydney maintain their usual Wed-Thurs arrangement.

Certified 1PP Lots Offered for Current Season 16-17

	<u>Price</u> (Greasy)	<u>Price</u> (Clean)	<u>Sale</u>	<u>Brand</u>	<u>Micron</u>	<u>VMB</u>	<u>Nkt</u>	<u>Lgth</u>	<u>AWEX ID</u>	<u>Broker</u>	<u>Sale</u> <u>Result</u>	<u>Buyer</u>
1			S06	RYWUNG/NEW ENGLAND	15.4	0.3	44	80	ASF1E.	AWNS	WD	

Major Auction Buyers by Micron Range for Current Sale Week

	<u>Buyer</u>	<u>Bales</u>
<u>15.0 microns and finer</u>	Lempriere (Aust)	90
	Natsun Australia	18
	Techwool Trading	17
<u>15.1 - 16.5 micron</u>	Natsun Australia	183
	Lempriere (Aust)	179
	Techwool Trading	167
<u>16.6 - 18.5 micron</u>	Fox & Lillie	1089
	Tianyu Wool	889
	Lempriere (Aust)	839

Top 5 Australian Auction Prices for Sale Week (Sold Only)

	<u>Price</u> (Greasy)	<u>Price</u> (Clean)	<u>Sale</u>	<u>Brand</u>	<u>Micron</u>	<u>VMB</u>	<u>Nkt</u>	<u>Lgth</u>	<u>AWEX ID</u>	<u>Broker</u>	<u>Buyer</u>
1	1,589	2,096	M12	DM/MIENA/ASWGA/T/545	17.1	0.1	36	91	ASF4E.	EPWL	NENM
2	1,551	2,119	M12	DM/MIENA/ASWGA/T/545	16.5	0.1	37	84	ASF3E.	EPWL	NENM
3	1,508	2,100	M12	DM/MIENA/ASWGA/T/545	17.0	0.1	38	81	ASF3E.	EPWL	NENM
4	1,504	2,112	M12	DM/MIENA/ASWGA/T/545	16.7	0.2	38	72	ASF3E.	EPWL	NENM
5	1,490	1,953	M12	SNOWHILL/ASWGA/T136	16.8	0.2	39	92	ASF4E.	ROBL	NENM

Top 5 Auction Prices for Season 16-17

	<u>Price</u> (Greasy)	<u>Price</u> (Clean)	<u>Sale</u>	<u>Brand</u>	<u>Micron</u>	<u>VMB</u>	<u>Nkt</u>	<u>Lgth</u>	<u>AWEX ID</u>	<u>Broker</u>	<u>Buyer</u>
1	1,741	2,285	M06	DM/MIENA/ASWGA/T/545	17.6	0.2	36	88	MF4E.	EPWL	NENM
2	1,670	2,155	M11	PS/BUCHAN	17.4	0.9	46	82	ASF4S.	AWNS	NENM
3	1,650	2,344	M02	DELATITE	15.3	0.4	48	77	MWF5S.	RWLM	AMEM
4	1,650	2,185	M09	ROSE VILLA/TASMANIA	15.6	0.3	43	72	ASF4E.	AWNS	NENM
5	1,640	2,244	S11	CDF/BEREEN	13.9	0.7	44	74	ASF4S.	AWNS	NENM

Finest Micron Sold for Season 16-17

	<u>Price</u> (Greasy)	<u>Price</u> (Clean)	<u>Sale</u>	<u>Brand</u>	<u>Micron</u>	<u>VMB</u>	<u>Nkt</u>	<u>Lgth</u>	<u>AWEX ID</u>	<u>Broker</u>	<u>Buyer</u>
1	1,110	1,667	S09	B&G/F	12.1	0.5	32	71	MWF5E.H1F1U	EPWB	GSAS
2	1,166	1,722	S09	B&G/F	12.2	0.1	31	97	MF4E.R1	EPWB	GSAS
3	870	1,596	M10	SOMERTON PARK	13.2	6.1	0	0	MP4S.60W1	NZMZC	LEMM
4	890	1,516	M10	SOMERTON PARK	13.4	4.9	0	0	MP4S.60W1	NZMZC	LEMM
5	1,100	1,716	S06	GLENORA/YASS	13.5	1.1	29	57	MWF5S.	GLWS	MAFM

Superfine Point of Micron (ASF4/MF4)

Micron	Strength (Nkt)			
	40	35	28	21
14.9			1583	
15.0		1537		
15.1	1793	1570		
15.2	1553	1549		
15.3				
15.4	1533			
15.7	1819	1570		
15.8	1539			
15.9		1584		
16.0	1839	1573	1503	
16.2		1518		
16.3	1586	1534	1522	
16.4		1514		
16.5	1523	1547	1546	
16.6	1622	1558		
16.7	1550	1707		1474
16.8				
16.9	1672	1490		
17.0	1580			
17.1	1610	1527		1505
17.2	1593	1573	1513	
17.4	1707	1525		
17.6	1679	1484		
17.7	1683			
17.8	1631		1541	
17.9	1536	1559		
18.0	1592	1535	1510	
18.1		2059		
18.2	1560		1484	
18.4	1597	1499		
18.5	1563		1507	

For more information please contact AWEX Operations on +61 2 9428 6130
 Copyright Australian Wool Exchange (2006)
 Not for reproduction without permission.