

Wool Weekly

LANDMARK

Friday, 3 February 2017

Wool Market Movements

- Merino wool prices bounced back in the Australian wool market this week after last week's dip. The most significant gains were seen for fine Merino wool as lower supply and solid demand continue to drive prices higher. Medium Merino wool prices also lifted, but prices for 22 micron wool were a little softer and Crossbred prices slid again. Overall, the EMI increased by 10 cents to close at 1422 c/kg.
- A 1UScent rise in the AUD against the USD to 76.4 UScents had minimal effect on buyer demand for Merino wool, with the EMI lifting by 15 USc to 1087 UScents/kg. There were only 40,188 bales on offer at the three selling centres, the lowest weekly offering since October. Of this, 8.3% were passed-in.
- Prices for fine Merino wool surged at the Sydney sale on Tuesday, notably for Spinners-stye wool which gained 50-80 cents. Prices for medium and broad Merino wool were little changed, but Crossbred wool and Oddment prices slid. Wednesday's sale saw fine Merino prices steady at the higher levels, and 19-22 micron prices lift by 10 cents. Crossbred prices were steady, while Oddments found some support.
- Fine Merino prices rose by up to 20 cents in Melbourne on Tuesday while medium and broader Merino wool remained at around the previous week's level. Broad Crossbred wool prices fell by 30 cents and finer Crossbreds were a little easier. Thursday's sale saw Merino prices lift, with the most buying interest in lower spec 16-17 micron wool. Crossbred wool prices eased by 5-10 cents. Locks, Crutchings and Stains were steady.
- The two-day Fremantle sale opened on Tuesday with prices for Merino wool 19.5 microns and finer gaining 5-10 cents, but 22 micron wool falling by 20 cents. Oddments were as much as 15 cents cheaper. Prices strengthened throughout the day on Wednesday with the exception of 22 micron which slid a little further. Locks were up to 15 cents lower, Crutchings down by 5-10 cents and Lambs were firm.

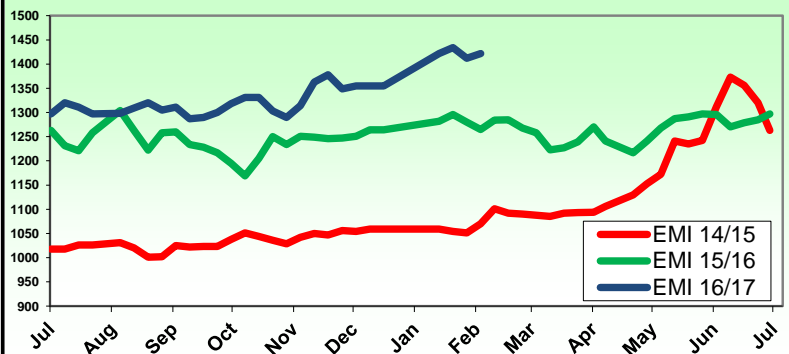
AWEX WEEKLY WOOL PRICES

Regional Indicator	North	Wkly Chg	South	Wkly Chg	West	Wkly Chg
c/kg clean	1499	+12	1373	+9	1456	-1

MICRON PRICE GUIDES						
16.5	2060n	+30	2042n	+29	-	-
17	2038	+34	2013	+42	-	-
17.5	2003	+28	1985	+27	-	-
18	1971	+64	1888	+13	1881n	+11
18.5	1876	+44	1821	+19	1819n	+16
19	1752	+17	1741	+20	1721	+20
19.5	1646	+9	1645	+12	1630	+16
20	1549	+12	1556	+16	1515	+8
21	1438	+6	1439n	+7	1414	0
22	1377n	-1	1375n	+7	1366n	-25
23	-	-	-	-	-	-
24	-	-	-	-	-	-
25	1023n	-	1027n	-3	-	-
26	903	-16	912n	-5	-	-
28	655	-6	648	-13	-	-
30	544	-10	531	-2	-	-
32	398n	-20	384n	-20	-	-
MC	1158n	-2	1159	+1	1177n	-7

AWEX EMI 2014/15 & 2015/16 Season vs Current

Currently: 1422 c/kg clean



Upcoming Auction Volumes

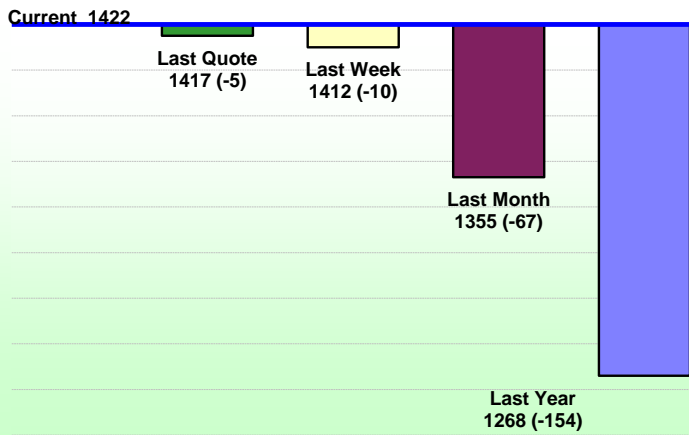
	06-02-17	13-02-17	20-02-17
Northern	S32	S33	S34
Sydney	13,094	11,050	11,200
Southern	M32	M33	M34
Melbourne	22,554	22,600	22,350
Western	F32	F33	F34
Fremantle	10,213	9,050	8,950
Total	45,861	42,700	42,500

THIS WEEK'S SALES STATISTICS

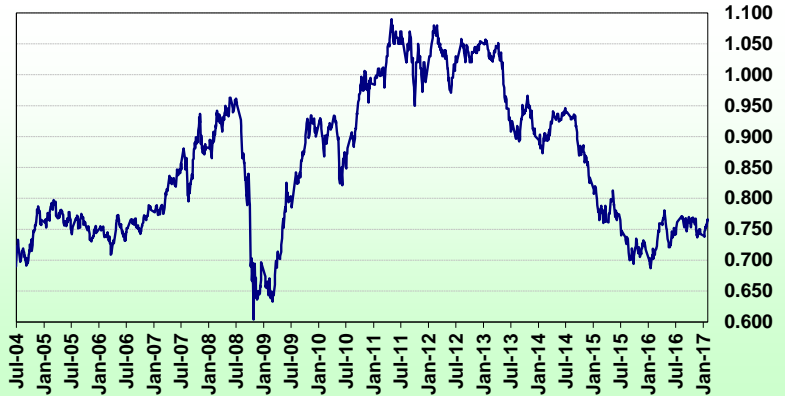
Centre	Bales Originally	Bales Offered	Bales Sold	Pass in Rate
Northern	11,050	12,483	11,780	5.6%
Southern	21,095	18,632	16,743	10.1%
Western	9,450	9,073	8,319	8.3%
TOTAL	41,595	40,188	36,842	8.3%

Average Nth-Sth MPG's as reported on 2 Feb 2017

AWEX Weekly Eastern Market Indicator Quote Comparisons



AUD vs USD from 06-Jul-04 to 02-Feb-17



Micron	EMI	16.5	17	17.5	18	18.5	19	19.5	20	21	22	23	25	28	AUD
Current MPG's	1422	2051	2026	1994	1930	1849	1747	1646	1553	1439	1376	1364	1025	652	0.764
10 year Average	981	1581	1417	1415	1298	1242	1178	1122	1070	1034	1006	980	801	574	0.853
This time last year	1265	1552	1545	1518	1503	1475	1412	1383	1374	1371	1361	1338	1060	827	0.719
10 year High	1439	2680	2497	2339	2174	1944	1773	1678	1594	1527	1496	1461	1255	976	1.090
10 year Low	632	1259	1073	1087	881	833	777	736	686	659	654	646	549	339	0.604
%Reported above current	1%	7%	5%	6%	4%	3%	1%	1%	1%	3%	6%	3%	13%	29%	70%
Diff b/w High & Current	17	629	472	345	244	96	26	33	42	88	120	97	230	325	0.326
Diff b/w Ave & Current	441	470	608	579	631	607	568	524	482	405	370	384	224	77	-0.088

Percentile Bands

95%	1318	2463	2168	2068	1846	1725	1596	1495	1446	1405	1383	1357	1359	838	1.050
90%	1282	1917	1700	1675	1579	1524	1496	1448	1389	1362	1335	1303	1312	782	1.030
80%	1195	1670	1544	1547	1470	1438	1388	1359	1309	1281	1252	1214	1228	677	0.976
75%	1128	1600	1502	1516	1429	1362	1317	1287	1246	1234	1209	1180	1149	664	0.939
60%	1029	1532	1394	1404	1313	1261	1210	1171	1138	1127	1104	1074	1053	599	0.892
50%	966	1495	1346	1338	1254	1212	1147	1109	1064	1005	957	926	997	506	0.834
40%	907	1454	1286	1303	1200	1152	1095	1023	977	940	909	884	934	480	0.780
25%	783	1399	1240	1235	1125	1058	1001	923	849	808	772	754	803	465	0.756
10%	728	1317	1171	1180	1020	989	926	862	798	745	715	696	745	446	0.719

Indicative Basis Contract Prices

Date	MPG	17	17.5	18	18.5	19	19.5	20	21	22	23	28	
Feb-2017		1969	1938	1860	1792	1690	1613	1520	1430	1368	1350	650	All prices on this sheet are listed in c/kg clean. Basis Contract prices are indicative only. The levels are published to use purely as a guide. For more information regarding forward contracts or to submit a GTC or Target order, contact your local Landmark wool manager, or call Landmark Risk Management on 1800 629 396.
Mar-2017		1959	1928	1850	1782	1680	1608	1515	1420	1358	1340	650	
Apr-2017		1929	1898	1820	1752	1650	1593	1500	1410	1348	1330	650	
May-2017		1919	1888	1800	1742	1640	1573	1480	1390	1328	1310	650	
Jun-2017		1909	1878	1790	1732	1630	1563	1470	1370	1308	1290	640	
Jul-2017		1879	1848	1783	1702	1600	1553	1460	1360	1298	1280	568	
Aug-2017		1869	1838	1773	1692	1590	1543	1450	1350	1288	1270	558	
Sep-2017		1859	1828	1763	1682	1580	1513	1420	1345	1283	1265	553	
Oct-2017		1849	1818	1753	1672	1570	1503	1410	1340	1278	1260	548	
Nov-2017		1839	1808	1743	1662	1560	1493	1400	1335	1273	1255	543	
Dec-2017		1829	1798	1733	1652	1550	1483	1390	1325	1263	1245	533	
Jan-2018		1819	1788	1723	1642	1540	1473	1380	1315	1253	1235	523	
Feb-2018		1809	1778	1713	1632	1530	1463	1370	1315	1253	1235	523	
Mar-2018		1799	1768	1703	1622	1520	1453	1360	1315	1253	1235	523	
Apr-2018		1789	1758	1693	1612	1510	1443	1350	1315	1253	1235	523	

Please use above figures as a guide to submit your GTC or Target orders. Call 1800 629 396.