

# Wool Weekly

# LANDMARK

Friday, 10 March 2017

## Wool Market Movements

- Fine and superfine Merino prices lifted again this week as buyers maintained their focus on better quality fine wools. Crossbred wool prices also lifted, mainly at the fine end, and fine cardings were in demand. Prices for medium Merino wool eased back, with lower spec wools most affected. Overall, the EMI lifted by 22 cents, the sixth consecutive weekly rise and another record level. The AUD fell back against the USD, mainly on Thursday, to 75.2 UScents. As a result, the EMI slid to 1145 USc/kg, down by 3USc. Just under 46,000 bales were offered across the three selling centres and with some weakness in 21-23 micron prices, the pass-in rate lifted to 5%.
- Melbourne opened on Tuesday amid strong demand and prices for 19 micron and finer wool and more moderate gains for broader Merino and Crossbred wool. Strong demand for better spec ultrafine and superfine Merino wool on Wednesday saw prices rise by 30-40 cents. Medium Merino wool attracted less interest and prices eased. Fine Crossbred wool gained 30 cents while broader types rose by 10-20 cents. Oddments were firm to slightly higher. Thursday's sale saw fine Merino wool in demand, but there was further weakening of medium Merino wool prices. Crossbreds eased and Oddments were firm.
- Spinners' style superfine Merino wool was in strong demand at the two-day sale in Sydney. Prices for this wool lifted by as much as 100 cents on Wednesday and another 30 cents on Thursday. While 19-20 micron wool saw solid price gains on both days, broader Merino wool was mixed, with falls on Wednesday but some recovery on Thursday. Crossbred wool prices lifted by up to 30 cents on Wednesday, then holding firm on Thursday. Oddments were in good demand on both days, lifting by 20-30 cents.
- After the large price gains in Fremantle last week, Wednesday saw further price rises, notably for wool finer than 20 microns where prices gained 20-30 cents. Fine locks lifted 10 cents and Other oddments were firm. Prices for finer microns lifted another 30 cents on Thursday, but there was some weakness for 20 microns and broader wool. Locks and crutchings were 20-30 cents dearer.

## AWEX WEEKLY WOOL PRICES

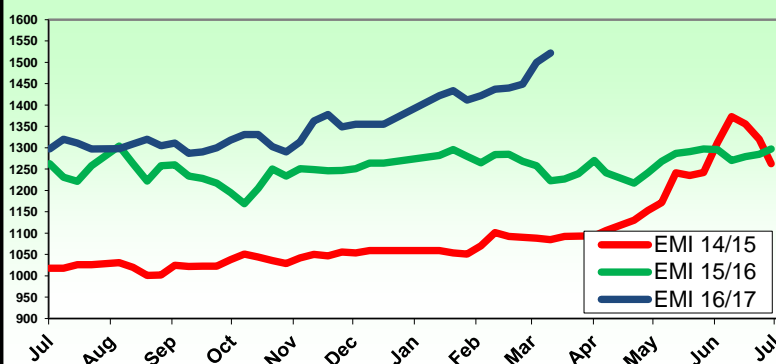
Regional Indicator	North	Wkly Chg	South	Wkly Chg	West	Wkly Chg
c/kg clean	1605	+23	1469	+21	1556	+9

MICRON PRICE GUIDES						
16.5	2247	+57	2242n	+87	-	-
17	2235	+53	2202n	+69	-	-
17.5	2211	+53	2185	+70	-	-
18	2143	+42	2135	+53	2083n	+57
18.5	2015	+18	2024	+42	2012n	+51
19	1902	+22	1910	+35	1921	+67
19.5	1767	+29	1741	+6	1766	+27
20	1638	+21	1619	+11	1618	+9
21	1501	-7	1499	-5	1492	-1
22	1439n	-4	1425n	-13	1426n	-6
23	-	-	-	-	-	-
24	-	-	-	-	-	-
25	1108n	+31	1110n	+30	-	-
26	1003	+29	994n	+39	-	-
28	756	+23	753	+17	-	-
30	583	+9	591n	+12	-	-
32	-	-	435n	+20	-	-
MC	1231n	+29	1222n	+7	1251n	+21

## AWEX EMI 2014/15 & 2015/16 Season vs Current

Currently: 1522 c/kg clean



## Upcoming Auction Volumes

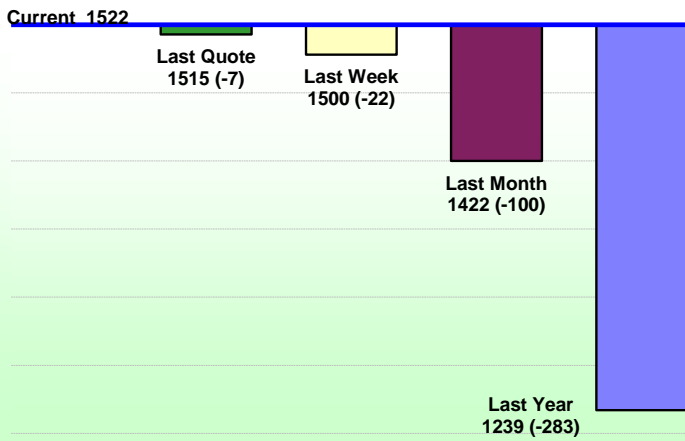
	13/03/2017	20/03/2017	27/03/2017
Northern	S37	S38	S39
Sydney	10,279	10,800	10,650
Southern	M37	M38	M39
Melbourne	22,661	22,450	21,316
Western	F37	F38	F39
Fremantle	10,791	9,150	9,150
<b>Total</b>	<b>43,731</b>	<b>42,400</b>	<b>41,116</b>

## THIS WEEK'S SALES STATISTICS

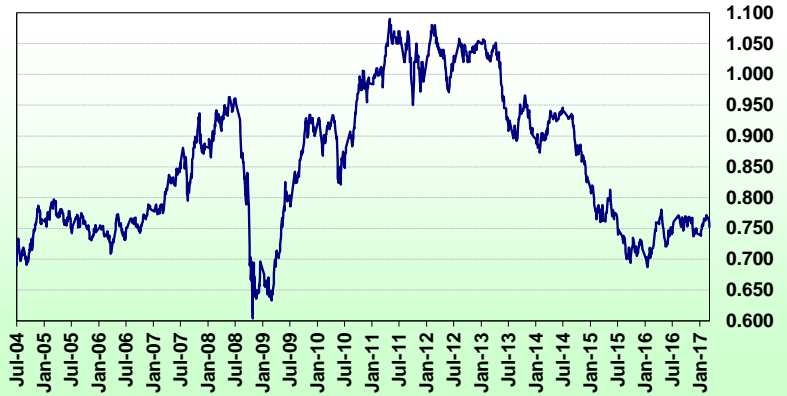
Centre	Bales Originally	Bales Offered	Bales Sold	Pass in Rate
Northern	10,350	11,260	10,726	4.7%
Southern	23,350	24,073	22,871	5.0%
Western	9,250	10,666	10,121	5.1%
<b>TOTAL</b>	<b>42,950</b>	<b>45,999</b>	<b>43,718</b>	<b>5.0%</b>

Average Nth-Sth MPG's as reported on 9 Mar 2017

**AWEX Weekly Eastern Market Indicator  
 Quote Comparisons**



**AUD vs USD from 06-Jul-04 to 09-Mar-17**



Micron	EMI	16.5	17	17.5	18	18.5	19	19.5	20	21	22	23	25	28	AUD
<b>Current MPG's</b>	1522	2245	2219	2198	2139	2020	1906	1754	1629	1500	1432	1428	1109	755	0.752
<b>10 year Average</b>	985	1587	1424	1423	1305	1248	1184	1127	1075	1038	1010	984	804	575	0.852
<b>This time last year</b>	1239	1521	1507	1485	1461	1427	1402	1384	1362	1347	1333	1321	1073	808	0.762
<b>10 year High</b>	1522	2680	2497	2339	2174	2020	1906	1754	1629	1527	1496	1461	1255	976	1.090
<b>10 year Low</b>	632	1259	1073	1087	881	833	777	736	686	659	654	646	549	339	0.604
<b>%Reported above current</b>	0%	7%	5%	4%	1%	0%	0%	0%	0%	1%	2%	1%	7%	12%	77%
<b>Diff b/w High &amp; Current</b>	0	436	279	141	35	0	0	0	0	27	64	33	146	222	0.338
<b>Diff b/w Ave &amp; Current</b>	537	657	795	775	834	771	722	627	554	462	422	444	305	179	-0.100

**Percentile Bands**

<b>95%</b>	1336	2463	2177	2118	1926	1797	1624	1510	1460	1414	1386	1359	1372	838	1.050
<b>90%</b>	1286	1988	1728	1699	1593	1534	1503	1453	1397	1371	1348	1317	1316	782	1.030
<b>80%</b>	1207	1692	1552	1554	1483	1444	1397	1361	1319	1294	1255	1219	1236	678	0.975
<b>75%</b>	1131	1612	1506	1521	1434	1380	1325	1291	1252	1237	1217	1185	1152	665	0.938
<b>60%</b>	1031	1536	1398	1410	1319	1264	1210	1174	1140	1131	1109	1079	1054	610	0.890
<b>50%</b>	970	1497	1349	1341	1256	1215	1150	1112	1068	1015	968	928	1005	508	0.832
<b>40%</b>	910	1455	1287	1304	1202	1155	1096	1025	981	942	912	886	936	481	0.778
<b>25%</b>	785	1399	1241	1235	1126	1058	1001	925	852	810	774	754	806	466	0.756
<b>10%</b>	728	1320	1171	1181	1021	989	926	862	799	745	715	696	745	447	0.719

**Indicative Basis Contract Prices**

Date	MPG	17	17.5	18	18.5	19	19.5	20	21	22	23	28	
Mar-2017		2000	1930	1960	1840	1770	1650	1535	1425	1350	1290	680	All prices on this sheet are listed in c/kg clean. Basis Contract prices are indicative only. The levels are published to use purely as a guide. For more information regarding forward contracts or to submit a GTC or Target order, contact your local Landmark wool manager, or call Landmark Risk Management on 1800 629 396.
Apr-2017		1980	1920	1950	1840	1760	1640	1520	1420	1340	1290	680	
May-2017		1970	1910	1920	1830	1755	1630	1510	1400	1330	1280	680	
Jun-2017		1950	1900	1880	1820	1730	1610	1505	1400	1320	1270	680	
Jul-2017		1920	1973	1850	1800	1725	1560	1500	1400	1300	1260	640	
Jul-2017		1900	1890	1820	1760	1715	1520	1490	1390	1328	1250	620	
Aug-2017		1890	1870	1780	1730	1695	1510	1480	1385	1323	1240	580	
Sep-2017		1880	1860	1770	1720	1690	1500	1460	1380	1318	1230	540	
Oct-2017		1870	1918	1760	1700	1670	1493	1400	1375	1313	1230	518	
Nov-2017		1870	1908	1750	1670	1660	1483	1390	1365	1303	1220	508	
Dec-2017		1870	1898	1740	1660	1650	1483	1390	1355	1293	1220	508	
Jan-2018		1860	1888	1730	1650	1640	1483	1390	1355	1293	1220	508	
Mar-2018		1860	1888	1680	1640	1640	1473	1380	1355	1293	1220	508	
Apr-2018		1850	1878	1660	1630	1630	1463	1370	1355	1293	1220	508	
May-2018		1850	1878	1660	1630	1630	1463	1370	1355	1293	1220	508	

Please use above figures as a guide to submit your GTC or Target orders. Call 1800 629 396.