

# Wool Weekly

# LANDMARK

Friday, 7 July 2017

## Wool Market Movements

- The Australian wool market showed its resilience this week for the opening of the 2017/18 season in face of the largest offering in almost three months. The EMI, which has been rebased to a higher level after AWEX's triennial review, eased 1 cent to 1524 c/kg. Fremantle recorded the largest falls while there were also marked price declines for Merino wool in Sydney. Melbourne fared best. Well prepared fine Crossbred wool did well, but broader Crossbreds slid. With the AUD down to 76 UScents, the EMI was 9 UScents lower at 1158 USc/kg. There were 51,150 bales offered to start the 2017/18 season. Of this, 7.4% was passed in.
- The two-day sale in Sydney opened with the largest Merino fleece offering in 5 years. There was good buyer interest and prices for Merino wool were generally firm, with the broader end falling 15 cents. Crossbred wools also attracted buyers and prices were steady. Buyers were more selective on Thursday, favouring the better spec Merino types, with prices for lower spec lots falling. Crossbreds were generally solid, with broader types easing by 10 cents. Demand for Locks, Crutchings and Stains fell away on Thursday, with prices falling by 15-30 cents.
- At the two-day sale in Melbourne, buyers favoured Merino wools with lower VM and good length and strength measurements and well prepared finer Crossbred wools. Fine Merino wools were 10-15 cents lower for the week while broader Merino wools were generally 5-10 cents lower. These declines were largely due to lower prices for high VM and poorer spec wools. The exception to this negative trend was 20 micron wool, which lifted by 5-10 cents. Well prepared, fine Crossbreds were in demand and prices lifted, but broader microns eased. Oddments slid on Wednesday then regained some lost ground on Thursday.
- The largest Fremantle offering since April found the going tough, with prices falling on both sale days. Prices fell most on Wednesday, with finer microns losing as much as 50 cents on the previous week. Broader Merino wools did better, with 22 micron wool gaining 10 cents. The market steadied on Thursday, notably for better spec wools, which were in demand. Even so, prices generally eased. Locks, Stains and Crutchings fell over the week, down by 10-25 cents. Lambs were 10-15 cents cheaper.
- REMINDER: The EMI and Regional Market Indicators (RMIs) have been rebased to higher levels following AWEX's periodic review.

## AWEX WEEKLY WOOL PRICES

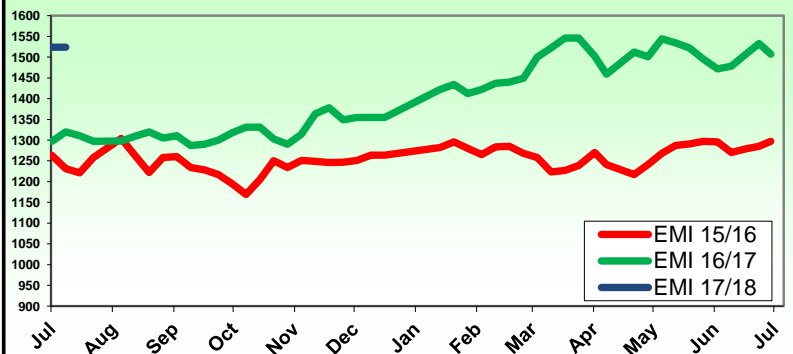
Regional Indicator	North	Wkly Chg	South	Wkly Chg	West	Wkly Chg
c/kg clean	1593	-6	1480	+2	1561	-16

MICRON PRICE GUIDES						
16.5	2212n	-	2173n	-	-	-
17	2192	-8	2160	-13	-	-
17.5	2161	-3	2135	-8	-	-
18	2118	-12	2085	-2	-	-
18.5	2013	-11	1965	-10	1939n	-27
19	1845	-14	1864	0	1791	-49
19.5	1709	-6	1721	-7	1699	-42
20	1618	-16	1624	+6	1591	-20
21	1529	-14	1541	-6	1512	-22
22	1462n	-	1468	-8	1454	-4
23	-	-	1426n	-8	-	-
24	-	-	-	-	-	-
25	1172n	-	-	-	-	-
26	1101n	-2	1103n	+7	-	-
28	759	+3	765n	0	-	-
30	549	-9	558n	-2	-	-
32	378n	-7	379n	-9	-	-
MC	1164	-20	1163n	-7	1186n	-23

## AWEX EMI 2015/16 & 2016/17 Season vs Current

Currently: 1524 c/kg clean



## Upcoming Auction Volumes

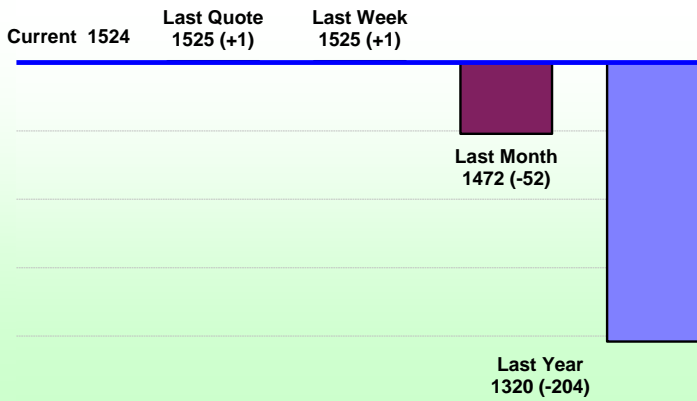
	10-07-17	17-07-17	24-07-17
Northern	S02	S03	S04
Sydney	16,840	RECESS	RECESS
Southern	M02	M03	M04
Melbourne	23,513	RECESS	RECESS
Western	F02	F03	F04
Fremantle	6,995	RECESS	RECESS
<b>Total</b>	<b>47,348</b>	<b>RECESS</b>	<b>RECESS</b>

## THIS WEEK'S SALES STATISTICS

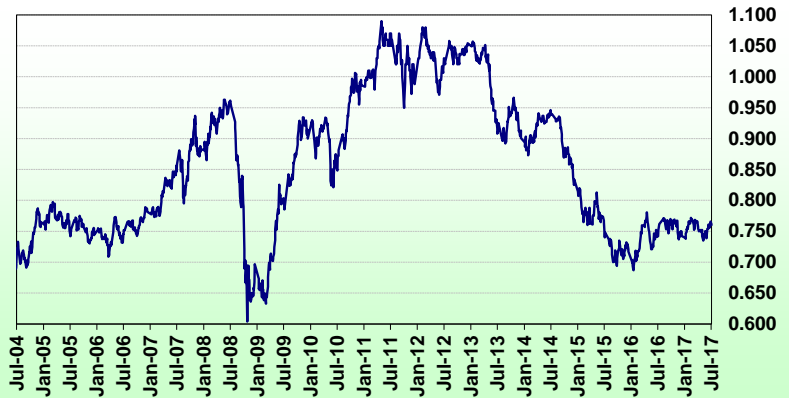
Centre	Bales Originally	Bales Offered	Bales Sold	Pass in Rate
Northern	14,010	17,524	16,153	7.8%
Southern	17,325	22,688	21,093	7.0%
Western	7,650	10,938	10,104	7.6%
<b>TOTAL</b>	<b>38,985</b>	<b>51,150</b>	<b>47,350</b>	<b>7.4%</b>

Average Nth-Sth MPG's as reported on 6 Jul 2017

### AWEX Weekly Eastern Market Indicator Quote Comparisons



### AUD vs USD from 06-Jul-04 to 06-Jul-17



Micron	EMI	16.5	17	17.5	18	18.5	19	19.5	20	21	22	23	25	28	AUD
<b>Current MPG's</b>	1524	2193	2176	2148	2102	1989	1855	1715	1621	1535	1465	1426	1172	762	0.760
<b>10 year Average</b>	997	1607	1443	1444	1324	1266	1200	1141	1087	1048	1019	992	811	579	0.850
<b>This time last year</b>	1320	1579	1571	1565	1550	1534	1518	1510	1503	1493	1468	1461	1168	754	0.752
<b>10 year High</b>	1551	2680	2497	2339	2243	2147	1975	1824	1671	1582	1518	1461	1255	976	1.090
<b>10 year Low</b>	632	1259	1073	1087	881	833	777	736	686	659	654	646	549	339	0.604
<b>%Reported above current</b>	1%	9%	7%	7%	3%	2%	2%	2%	1%	0%	1%	2%	4%	12%	71%
<b>Diff b/w High &amp; Current</b>	27	488	321	191	142	158	120	109	50	47	53	35	83	214	0.330
<b>Diff b/w Ave &amp; Current</b>	527	586	733	704	778	723	654	574	534	487	446	434	361	183	-0.090

#### Percentile Bands

	1378	2463	2258	2209	2050	1863	1697	1581	1496	1442	1404	1364	1434	837	1.050
<b>95%</b>	1378	2463	2258	2209	2050	1863	1697	1581	1496	1442	1404	1364	1434	837	1.050
<b>90%</b>	1300	2135	1776	1976	1649	1609	1548	1474	1418	1389	1365	1337	1327	781	1.030
<b>80%</b>	1224	1762	1569	1568	1503	1459	1408	1372	1334	1307	1267	1232	1250	682	0.967
<b>75%</b>	1165	1651	1524	1531	1450	1404	1346	1310	1269	1251	1225	1195	1185	671	0.937
<b>60%</b>	1038	1542	1406	1428	1333	1269	1219	1179	1150	1136	1124	1100	1061	619	0.885
<b>50%</b>	981	1504	1356	1352	1261	1221	1162	1123	1075	1029	975	938	1010	534	0.824
<b>40%</b>	918	1462	1293	1308	1206	1159	1101	1035	985	952	922	889	944	482	0.776
<b>25%</b>	790	1401	1242	1239	1131	1062	1002	938	858	814	781	763	807	467	0.755
<b>10%</b>	728	1326	1171	1182	1022	991	928	864	800	745	716	697	746	448	0.720

#### Indicative Basis Contract Prices

Date	MPG	17	17.5	18	18.5	19	19.5	20	21	22	23	28	
Jul-2017		2020	1970	1930	1850	1765	1600	1510	1490	1380	1300	695	All prices on this sheet are listed in c/kg clean. Basis Contract prices are indicative only. The levels are published to use purely as a guide. For more information regarding forward contracts or to submit a GTC or Target order, contact your local Landmark wool manager, or call Landmark Risk Management on 1800 629 396.
Aug-2017		2020	1970	1930	1850	1765	1600	1500	1490	1370	1260	695	
Sep-2017		1980	1930	1890	1830	1740	1590	1490	1435	1360	1250	695	
Oct-2017		1970	1920	1880	1810	1700	1570	1470	1410	1330	1210	695	
Nov-2017		1950	1910	1860	1790	1700	1560	1460	1400	1310	1200	680	
Dec-2017		1930	1900	1830	1760	1670	1550	1450	1380	1320	1200	630	
Jan-2018		1920	1880	1820	1750	1660	1510	1410	1360	1300	1190	580	
Feb-2018		1910	1870	1800	1740	1650	1480	1380	1350	1260	1180	540	
Mar-2018		1900	1850	1790	1730	1640	1460	1360	1340	1250	1170	458	
Apr-2018		1890	1840	1780	1720	1630	1450	1350	1330	1210	1160	448	
May-2018		1870	1830	1760	1710	1620	1440	1340	1320	1210	1160	448	
Jun-2018		1860	1820	1750	1700	1600	1430	1330	1320	1210	1160	448	
Jul-2018		1860	1810	1740	1690	1600	1430	1330	1320	1210	1160	448	
Aug-2018		1860	1810	1740	1690	1600	1430	1330	1320	1210	1160	448	
Sep-2018		1850	1810	1740	1690	1600	1430	1330	1320	1210	1160	448	

Please use above figures as a guide to submit your GTC or Target orders. Call 1800 629 396.