

Wool Weekly

LANDMARK

Friday, 11 August 2017

Wool Market Movements

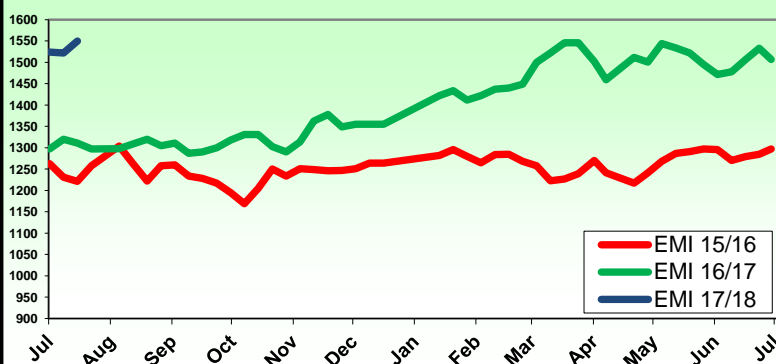
- The Australian wool market resumed after the three weeks recess and prices for both Merino and broader Crossbred wool lifted strongly despite the almost 2UScent lift in the AUD. While fleece and skirtings did well, the oddment market was weaker with the Merino Cardings indicator falling on the East Coast. The EMI lifted by 28 cents to 1550 c/kg compared with the close before the recess. The strength of the market can be seen in the surge in the USD prices. The EMI jumped by 48 UScents to 1221 USc/kg. There were 52,359 bales offered for the week and, with prices rising, the pass-in rate was just 3.9%.
- Sydney hosted a three day sale and the week started slowly for Merino wool on Tuesday with prices up and down, but good gains for Crossbred wool. The market gathered pace on Wednesday and Thursday, notably for Best and Spinners style Merino wool. Over the week Merino fleece prices lifted by up to 60 cents while broader Crossbred wool also gained 50 cents. The Oddments market was soft, with prices falling on Wednesday and Thursday, before steadying on Thursday.
- As with Sydney, the three-day sale in Melbourne started slowly on Tuesday with modest price gains for Merino wool. Buyers were particularly interested in low VM, high yielding wools. Prices lifted strongly on Wednesday and Thursday as buyers competed more intensely. Crossbred wools did well, particularly 28-30 micron, with strong price gains on Wednesday and good interest on the other days. Oddments had less support and prices eased throughout the week.
- The two-day sale in Fremantle saw a very strong market for 20-22 micron wool with prices lifting by 20-35 cents on both days. The gains were a little lower for finer wool, particularly on Thursday. Unlike the East Coast, demand for Oddments was solid and prices firm on the pre-recess levels.
- Despite the higher AUD against the USD, the market has risen and showed some very positive signs. This has led to a levelling out of the forward pricing curve and some very attractive forward price levels have been achieved this week. 21 micron contracts for Oct 17 were written at 1500 cents clean, an unprecedented level. Contracts were also written for Mar-April 18 At 1445 clean. **If these prices are attractive to you and you want to partake in forward marketing please contact your Landmark Wool area Manager.**

AWEX WEEKLY WOOL PRICES

Regional Indicator	North	Wkly Chg	South	Wkly Chg	West	Wkly Chg
c/kg clean	1614	+26	1509	+29	1606	+36
MICRON PRICE GUIDES						
16.5	2273	+56	2237n	-	-	-
17	2227	+31	2216n	+24	-	-
17.5	2200	+27	2160	+22	-	-
18	2153	+45	2103	+31	-	-
18.5	2028	+17	2008	+31	1961n	+22
19	1853	+29	1860	+6	1839	+47
19.5	1739	+56	1745	+44	1735	+32
20	1648	+41	1654	+44	1644	+43
21	1576	+46	1580	+42	1579	+49
22	1519n	+42	1523	+49	1536	+55
23	-	-	1477	+48	-	-
24	-	-	1367n	-	-	-
25	1211n	+7	1218	-	-	-
26	1119	+11	1126	+16	-	-
28	817	+51	826	+48	-	-
30	608	+48	614n	+46	-	-
32	431n	-	396n	+10	-	-
MC	1099n	-40	1130n	-23	1166n	+1

AWEX EMI 2015/16 & 2016/17 Season vs Current

Currently: 1550 c/kg clean



Upcoming Auction Volumes

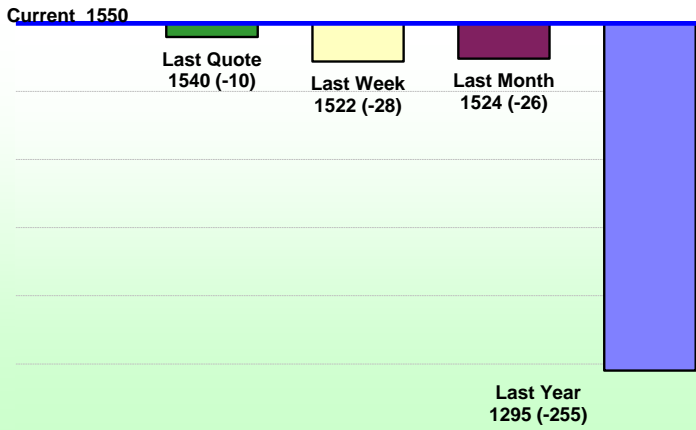
	14/08/2017	21/08/2017	28/08/2017
Northern	S07	S08	S09
Sydney	13,838	11,670	13,350
Southern	M07	M08	M09
Melbourne	19,067	22,595	18,521
Western	F07	F08	F09
Fremantle	5,629	RECESS	7,950
Total	38,534	34,265	39,821

THIS WEEK'S SALES STATISTICS

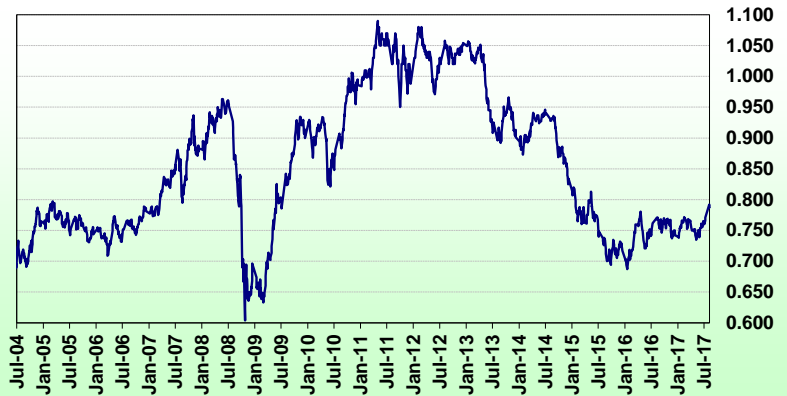
Centre	Bales Originally	Bales Offered	Bales Sold	Pass in Rate
Northern	16,686	17,769	17,121	3.6%
Southern	26,750	25,458	24,567	3.5%
Western	8,850	9,132	8,644	5.3%
TOTAL	52,286	52,359	50,332	3.9%

Average Nth-Sth MPG's as reported on 10 Aug 2017

**AWEX Weekly Eastern Market Indicator
 Quote Comparisons**



AUD vs USD from 06-Jul-04 to 10-Aug-17



Micron	EMI	16.5	17	17.5	18	18.5	19	19.5	20	21	22	23	25	28	AUD
Current MPG's	1550	2255	2222	2180	2128	2018	1857	1742	1651	1578	1521	1477	1215	822	0.788
10 year Average	999	1609	1445	1447	1327	1269	1202	1143	1088	1050	1021	994	812	580	0.850
This time last year	1297	1569	1557	1550	1520	1499	1486	1475	1468	1462	1442	1428	1215	749	0.771
10 year High	1551	2680	2497	2339	2243	2147	1975	1824	1671	1582	1521	1477	1255	976	1.090
10 year Low	632	1259	1073	1087	881	833	777	736	686	659	654	646	549	339	0.604
% Reported above current	0%	8%	6%	6%	2%	1%	2%	1%	0%	0%	0%	0%	1%	7%	55%
Diff b/w High & Current	1	425	276	159	115	129	118	82	20	4	0	0	41	155	0.302
Diff b/w Ave & Current	551	646	776	733	801	749	654	599	563	528	500	483	402	242	-0.062

Percentile Bands

95%	1384	2463	2257	2208	2055	1873	1706	1595	1512	1445	1408	1364	1442	837	1.050
90%	1302	2155	1784	2016	1691	1633	1561	1476	1421	1391	1368	1339	1333	781	1.030
80%	1225	1773	1571	1574	1504	1460	1411	1374	1336	1308	1269	1233	1251	683	0.966
75%	1168	1656	1526	1534	1451	1410	1351	1318	1271	1255	1229	1196	1193	671	0.937
60%	1040	1544	1407	1429	1334	1270	1221	1180	1152	1137	1126	1100	1062	620	0.885
50%	985	1505	1359	1355	1262	1222	1163	1126	1077	1030	976	938	1011	535	0.823
40%	918	1463	1294	1308	1208	1160	1102	1039	986	953	923	890	944	482	0.776
25%	795	1401	1242	1239	1132	1064	1002	939	859	816	782	764	808	467	0.755
10%	729	1326	1171	1182	1022	992	928	864	800	746	716	697	746	448	0.721

Indicative Basis Contract Prices

Date	MPG	17	17.5	18	18.5	19	19.5	20	21	22	23	28	
Aug-2017		2150	2100	2020	1920	1790	1700	1550	1530	1430	1320	720	All prices on this sheet are listed in c/kg clean. Basis Contract prices are indicative only. The levels are published to use purely as a guide. For more information regarding forward contracts or to submit a GTC or Target order, contact your local Landmark wool manager, or call Landmark Risk Management on 1800 629 396.
Sep-2017		2100	2060	2000	1900	1785	1690	1540	1510	1410	1300	720	
Oct-2017		2090	2050	1990	1890	1775	1675	1530	1500	1400	1300	700	
Nov-2017		2080	2040	1980	1880	1765	1665	1490	1460	1360	1260	680	
Dec-2017		2060	2030	1960	1860	1760	1660	1480	1450	1350	1250	630	
Jan-2018		2050	2000	1955	1855	1755	1655	1475	1445	1345	1245	600	
Feb-2018		2030	1980	1950	1850	1750	1650	1470	1440	1340	1240	580	
Mar-2018		2000	1970	1940	1840	1740	1640	1470	1440	1340	1240	500	
Apr-2018		1980	1950	1935	1835	1735	1600	1470	1440	1340	1240	500	
May-2018		1960	1950	1930	1830	1730	1600	1470	1440	1340	1240	500	
Jun-2018		1940	1920	1900	1820	1720	1580	1450	1420	1320	1220	500	
Jul-2018		1930	1900	1890	1780	1680	1580	1430	1400	1300	1200	500	
Aug-2018		1910	1880	1850	1750	1650	1580	1400	1380	1280	1180	500	
Sep-2018		1900	1870	1840	1750	1650	1580	1390	1360	1260	1160	500	
Oct-2018		1900	1870	1840	1750	1630	1580	1390	1360	1260	1160	500	

Please use above figures as a guide to submit your GTC or Target orders. Call 1800 629 396.