

# Wool Weekly

# LANDMARK

Friday, 8 September 2017

## Wool Market Movements

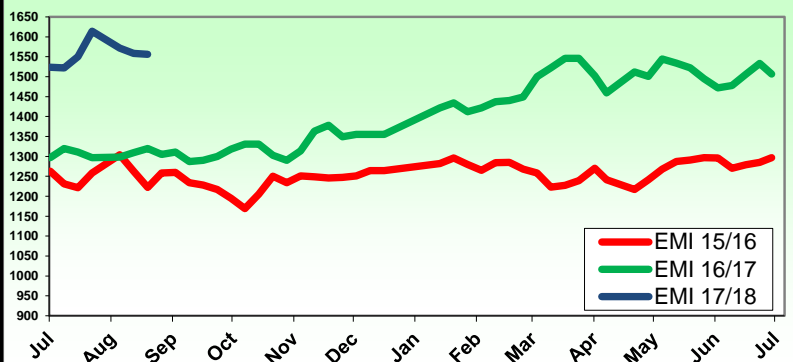
- Some stability returned to the Australian wool market after the gyrations of recent weeks. Auctions on Wednesday and Thursday saw modest losses for the EMI, which fell by 1 cent on each day to close the week at 1557 c/kg. However, there were significant falls for fine Merino wool as well as for most microns in the west. Medium Merino and Crossbreds did better in Sydney and Melbourne. The AUD was almost a cent higher against the USD and the EMI rose by 12 UScents to 1243 USc/kg. There were 41,060 bales offered in the three selling centres, of which 5.2% were passed in.
- The two day sale in Sydney saw 11,014 bales offered with mixed results. While the NMI was quoted down by 8 cents over the week, the finer microns found the going tough, falling by 20-25 cents on both days. Lesser spec wools were most affected. Broader Merino wools were more in demand with prices steady or slightly higher for the week. There was solid demand for Crossbred wool on both sale days with 26 to 30 micron wool gaining 5-15 cents. Locks were up by 5 cents and Stains and Crutchings were steady over the week.
- Melbourne hosted a two-day sale on Wednesday and Thursday, including a small amount of NZ Merino wool. There were some losses on both days for Merino wool of 18 microns and finer, while 19 and 19.5 micron wools also lost ground. Best and Spinners styles did best and broader Merino wools also found more buyer interest. Demand for Crossbred wool was rather patchy with buyers being selective for better prepared lines. Lambs were in demand and prices lifted by 20-30 cents on Wednesday while Locks and Crutchings were easier. Stains were unchanged.
- The two-day sale in Fremantle opened solidly on Wednesday with reasonable demand and prices for Merino fleece and skirtings at around the previous week's levels, give or take. Oddments were generally dearer. Thursday's sale saw buyer interest wane and prices fell across the board for Merino wools. The limited selection of 19 micron & finer wools were down by 35-45 cents, and broader Merino wools were 10-20 lower. In contrast, Locks, Crutchings, Lambs and Stains all lifted by 5-10 cents.

## AWEX WEEKLY WOOL PRICES

Regional Indicator	North	Wkly Chg	South	Wkly Chg	West	Wkly Chg
c/kg clean	1628	-8	1510	+1	1600	-9
MICRON PRICE GUIDES						
16.5	2328	-44	2298n	-13	-	-
17	2273	-42	2263	-27	-	-
17.5	2209	-51	2196	-22	-	-
18	2139	-47	2122	-27	-	-
18.5	2023	-21	2016	+1	1923n	-43
19	1839	+1	1848	-8	1799	-32
19.5	1723	+6	1726	-13	1714	-28
20	1646	+3	1646	+1	1625	-22
21	1597	-1	1588	+11	1586	-25
22	1523n	+5	1509n	-7	1519n	-5
23	-	-	1466n	+10	-	-
24	-	-	-	-	-	-
25	1225n	-10	-	-	-	-
26	1141	+16	1135n	+14	-	-
28	852	+4	836	-14	-	-
30	636	+3	625	-3	-	-
32	-	-	420n	0	-	-
MC	1089n	+3	1086	+6	1114n	+5

## AWEX EMI 2015/16 & 2016/17 Season vs Current

Currently: 1556 c/kg clean



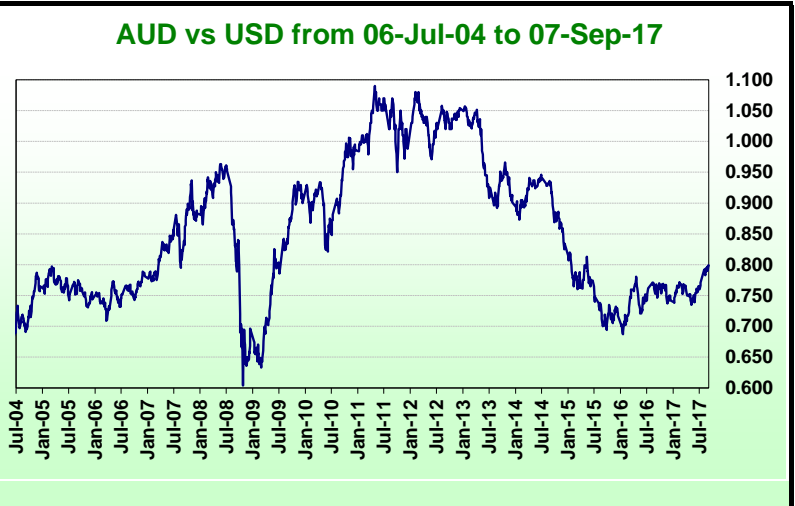
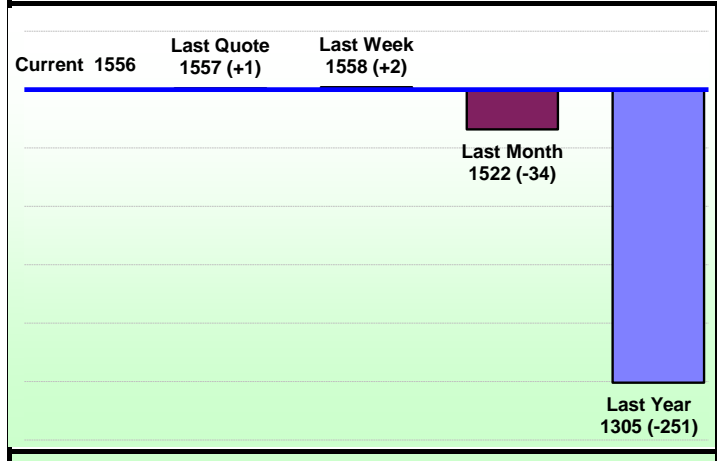
## Upcoming Auction Volumes

	11/09/2017	18/09/2017	25/09/2017
Northern	S11	S12	S13
Sydney	13,476	11,370	11,350
Southern	M11	M12	M13
Melbourne	22,609	25,230	20,039
Western	F11	F12	F13
Fremantle	8,196	7,700	7,650
<b>Total</b>	<b>44,281</b>	<b>44,300</b>	<b>39,039</b>

## THIS WEEK'S SALES STATISTICS

Centre	Bales Originally	Bales Offered	Bales Sold	Pass in Rate
Northern	12,000	11,014	10,565	4.1%
Southern	19,509	22,456	21,125	5.9%
Western	7,600	7,512	7,151	4.8%
<b>TOTAL</b>	<b>39,109</b>	<b>40,982</b>	<b>38,841</b>	<b>5.2%</b>

Average Nth-Sth MPG's as reported on 7 Sep 2017



Micron	EMI	16.5	17	17.5	18	18.5	19	19.5	20	21	22	23	25	28	AUD
<b>Current MPG's</b>	1556	2313	2268	2203	2131	2020	1844	1725	1646	1593	1516	1466	1225	844	0.799
<b>10 year Average</b>	1002	1614	1450	1452	1331	1273	1206	1146	1092	1053	1023	997	815	581	0.849
<b>This time last year</b>	1305	1583	1581	1577	1552	1518	1496	1479	1455	1442	1432	1423	1242	770	0.768
<b>10 year High</b>	1614	2680	2497	2339	2243	2147	1975	1824	1725	1666	1603	1565	1280	976	1.090
<b>10 year Low</b>	632	1259	1073	1087	881	833	777	736	686	659	654	646	549	339	0.604
<b>% Reported above current</b>	0%	8%	5%	6%	3%	2%	3%	2%	1%	0%	1%	0%	1%	5%	52%
<b>Diff b/w High &amp; Current</b>	58	367	229	136	113	128	131	99	79	73	87	99	55	132	0.291
<b>Diff b/w Ave &amp; Current</b>	554	699	818	750	799	746	637	578	554	540	493	469	410	263	-0.050

#### Percentile Bands

<b>95%</b>	1413	2463	2279	2218	2075	1886	1736	1632	1531	1452	1416	1373	1450	840	1.050
<b>90%</b>	1306	2196	1901	2030	1736	1662	1570	1480	1426	1395	1370	1340	1339	786	1.030
<b>80%</b>	1230	1802	1579	1581	1507	1464	1418	1379	1341	1313	1275	1235	1253	686	0.965
<b>75%</b>	1172	1662	1528	1537	1454	1414	1364	1329	1274	1261	1231	1201	1196	672	0.937
<b>60%</b>	1043	1545	1409	1434	1337	1276	1222	1180	1155	1140	1129	1105	1064	621	0.884
<b>50%</b>	987	1506	1360	1356	1264	1224	1166	1129	1080	1034	978	939	1011	536	0.822
<b>40%</b>	919	1464	1295	1309	1208	1166	1102	1042	986	954	924	890	946	482	0.776
<b>25%</b>	798	1402	1242	1241	1134	1065	1003	942	864	817	782	764	810	467	0.755
<b>10%</b>	729	1327	1171	1182	1024	992	928	864	800	747	716	697	746	448	0.721

#### Indicative Basis Contract Prices

Date	MPG	17	17.5	18	18.5	19	19.5	20	21	22	23	28	
Sep-2017		2170	2100	2060	1900	1780	1690	1580	1540	1440	1400	780	All prices on this sheet are listed in c/kg clean. Basis Contract prices are indicative only. The levels are published to use purely as a guide. For more information regarding forward contracts or to submit a GTC or Target order, contact your local Landmark wool manager, or call Landmark Risk Management on 1800 629 396.
Oct-2017		2140	2050	2040	1890	1770	1680	1570	1530	1430	1390	760	
Nov-2017		2100	2030	2000	1870	1750	1670	1560	1520	1420	1380	740	
Dec-2017		2080	2000	1960	1860	1720	1640	1540	1500	1410	1360	680	
Jan-2018		2060	1980	1940	1840	1710	1620	1520	1480	1410	1350	630	
Feb-2018		2050	1970	1935	1830	1710	1590	1500	1470	1400	1300	600	
Mar-2018		2030	1950	1910	1820	1700	1580	1480	1440	1390	1280	580	
Apr-2018		2000	1940	1900	1820	1700	1570	1470	1430	1360	1260	500	
May-2018		1980	1930	1890	1820	1700	1560	1460	1420	1340	1240	500	
Jun-2018		1960	1930	1890	1820	1700	1560	1460	1420	1340	1240	500	
Jul-2018		1940	1930	1890	1820	1700	1560	1460	1420	1320	1220	500	
Aug-2018		1930	1930	1890	1820	1700	1540	1440	1400	1300	1200	500	
Sep-2018		1910	1920	1880	1750	1660	1540	1440	1400	1280	1180	500	
Oct-2018		1900	1880	1840	1750	1660	1500	1400	1360	1260	1160	500	
Nov-2018		1900	1870	1840	1750	1660	1580	1450	1360	1260	1160	500	

Please use above figures as a guide to submit your GTC or Target orders. Call 1800 629 396.