

# Wool Weekly

# LANDMARK

Friday, 6 October 2017

## Wool Market Movements

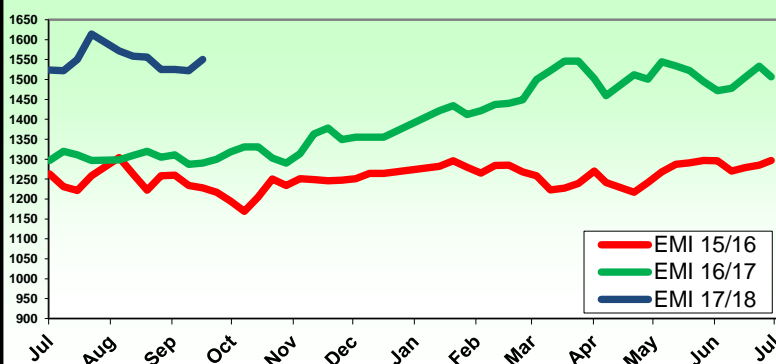
- Renewed buyer activity saw the Australian wool market record a strong rise this week, reversing the drift lower in recent weeks. Prices for Merino wool across the micron range enjoyed significant gains, but prices for broader Crossbred wool fell back. As a result, the EMI rose by 28 cents to 1550 c/kg. After falling last week, the AUD steadied at 78.3 UScents and the EMI rose by 23 UScents to 1214 USc/kg. There were 38,217 bales on offer in the three selling centres. With prices lifting, the pass-in rate dropped to 3.6%.
- The two-day sale in Sydney saw prices for Merino wool lift strongly on both days in response to renewed demand from buyers. While Best and Spinners style fine wools were in demand, it was the lower spec fine wools and medium and broader Merino wools which enjoyed the largest increases. Disappointingly, buyers were less interested in the Crossbred lots on offer, with prices falling by 10-25 cents. The renewed interest in Oddments continued, with buyers particularly keen on Locks, and prices lifted 20-30 cents.
- Melbourne hosted a two-day sale on Wednesday, and Thursday and prices for almost all Merino wool microns lifted by 20-60 cents. With buyer competition intensifying, even lower spec wools saw solid price rises. The exception was 16.5 micron wool for which prices eased. Better prepared Crossbred wools were sought and prices lifted but the poorer prepared lots were of less interest and prices fell. Oddments were keenly sought by buyers, with strong price gains for Locks, Crutchings and Stains, although the AWEX Merino Carding indicator did not reflect the strength of demand.
- Fremantle recorded the strongest price gains of the three selling centres when it opened on Wednesday. Prices for fine Merino wool rose by 25-35 cents while the medium Merino lots gained 20-30 cents. The gains were less impressive on Thursday, with prices in general steady to 10 cents higher. A combination of a limited selection and buyer competition saw prices for Oddments rise by 20-35 cents over the week.

## AWEX WEEKLY WOOL PRICES

Regional Indicator	North	Wkly Chg	South	Wkly Chg	West	Wkly Chg
c/kg clean	1629	+30	1499	+26	1608	+38
MICRON PRICE GUIDES						
16.5	2322	+39	2260n	-4	-	-
17	2253	+15	2230n	+31	-	-
17.5	2195	+26	2208n	+44	-	-
18	2112	+40	2103	+25	2024n	+36
18.5	1988	+27	1963	+18	1937n	+41
19	1844	+53	1831	+41	1830	+41
19.5	1749	+62	1738	+47	1746	+45
20	1654	+57	1661	+57	1660	+54
21	1571	+39	1569	+45	1559	+22
22	1507n	+30	1500n	+24	1513n	+30
23	-	-	1471n	+27	-	-
24	-	-	1304n	+8	-	-
25	1178n	-14	-	-	-	-
26	1069n	-24	1096n	-7	-	-
28	788	-10	805	-8	-	-
30	535	-23	551n	-12	-	-
32	-	-	395n	+7	-	-
MC	1163n	+21	1146n	+7	1171n	+21

## AWEX EMI 2015/16 & 2016/17 Season vs Current

Currently: 1550 c/kg clean



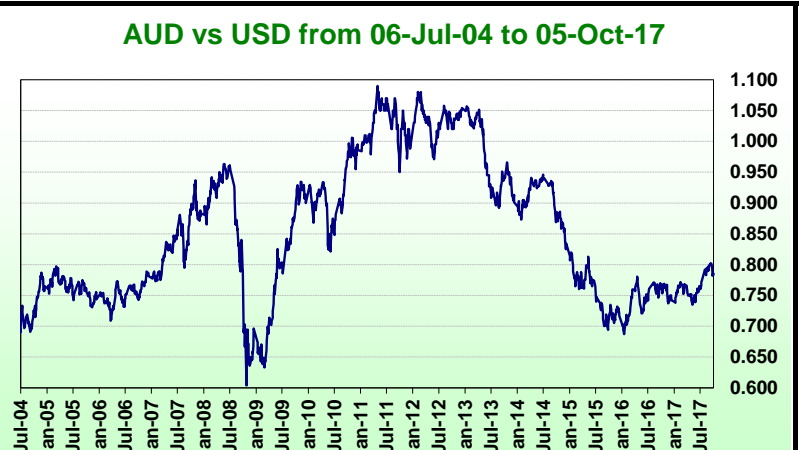
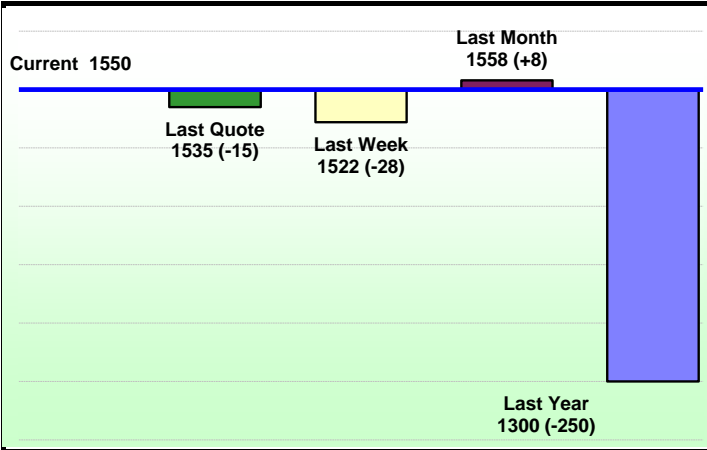
## Upcoming Auction Volumes

	9/10/2017	16/10/2017	23/10/2017
Northern	S15	S16	S17
Sydney	10,671	10,800	11,550
Southern	M15	M16	M17
Melbourne	21,540	23,582	21,167
Western	F15	F16	F17
Fremantle	7,505	7,850	7,950
<b>Total</b>	<b>39,716</b>	<b>42,232</b>	<b>40,667</b>

## THIS WEEK'S SALES STATISTICS

Centre	Bales Originally	Bales Offered	Bales Sold	Pass in Rate
Northern	11,150	10,754	10,403	3.3%
Southern	21,821	21,076	20,187	4.2%
Western	8,100	6,387	6,268	1.9%
<b>TOTAL</b>	<b>41,071</b>	<b>38,217</b>	<b>36,858</b>	<b>3.6%</b>

Average Nth-Sth MPG's as reported on 5 Oct 2017



Micron	EMI	16.5	17	17.5	18	18.5	19	19.5	20	21	22	23	25	28	AUD
<b>Current MPG's</b>	1550	2291	2242	2202	2108	1976	1838	1744	1658	1570	1504	1471	1178	797	0.783
<b>10 year Average</b>	1005	1619	1455	1458	1336	1277	1210	1150	1095	1056	1026	999	817	583	0.849
<b>This time last year</b>	1300	1611	1607	1603	1594	1569	1528	1469	1412	1384	1359	1357	1196	772	0.760
<b>10 year High</b>	1614	2680	2497	2339	2243	2147	1975	1824	1725	1666	1603	1565	1280	976	1.090
<b>10 year Low</b>	632	1259	1073	1087	881	833	777	736	686	659	654	646	549	339	0.604
<b>% Reported above current</b>	1%	8%	6%	6%	4%	3%	3%	2%	0%	1%	1%	0%	4%	10%	57%
<b>Diff b/w High &amp; Current</b>	64	389	256	137	136	172	137	80	68	96	99	94	102	180	0.307
<b>Diff b/w Ave &amp; Current</b>	545	672	787	744	772	698	628	594	563	514	477	472	361	214	-0.066

Percentile Bands															
95%	1429	2461	2278	2217	2076	1909	1757	1656	1550	1471	1424	1377	1486	839	1.049
90%	1312	2230	1997	2047	1816	1680	1582	1487	1432	1401	1375	1346	1343	797	1.030
80%	1234	1806	1584	1591	1512	1469	1424	1385	1345	1316	1279	1239	1258	689	0.964
75%	1181	1670	1534	1541	1459	1426	1375	1339	1281	1264	1237	1204	1203	673	0.936
60%	1045	1547	1412	1437	1339	1278	1224	1182	1157	1141	1130	1107	1068	622	0.883
50%	990	1507	1363	1359	1267	1226	1168	1131	1083	1036	984	941	1014	537	0.817
40%	920	1466	1297	1309	1209	1166	1105	1047	988	956	925	891	947	483	0.777
25%	799	1402	1242	1242	1134	1067	1003	944	867	818	785	767	810	467	0.755
10%	729	1327	1171	1182	1026	993	928	864	800	747	716	697	746	448	0.721

Indicative Basis Contract Prices															
Date	MPG	17	17.5	18	18.5	19	19.5	20	21	22	23	28			
Oct-2017		2120	2090	2025	1950	1790	1640	1550	1550	1400	1370	760	All prices on this sheet are listed in c/kg clean. Basis Contract prices are indicative only. The levels are published to use purely as a guide. For more information regarding forward contracts or to submit a GTC or Target order, contact your local Landmark wool manager, or call Landmark Risk Management on 1800 629 396.		
Nov-2017		2120	2080	2025	1950	1780	1630	1540	1530	1400	1360	760			
Dec-2017		2100	2050	2010	1950	1780	1620	1540	1520	1390	1350	760			
Jan-2018		2080	2000	1960	1930	1770	1600	1540	1510	1390	1350	760			
Feb-2018		2060	1980	1940	1920	1770	1580	1520	1490	1380	1350	760			
Mar-2018		2050	1970	1935	1890	1735	1580	1500	1490	1370	1300	760			
Apr-2018		2030	1950	1910	1870	1700	1580	1480	1460	1370	1280	760			
May-2018		2000	1940	1900	1870	1700	1570	1480	1460	1360	1260	740			
Jun-2018		1980	1930	1890	1870	1690	1560	1480	1450	1340	1240	720			
Jul-2018		1960	1930	1890	1870	1690	1560	1480	1450	1340	1240	650			
Aug-2018		1940	1930	1890	1820	1650	1560	1460	1420	1320	1220	640			
Sep-2018		1930	1930	1890	1820	1630	1540	1440	1400	1300	1200	630			
Oct-2018		1910	1920	1880	1750	1620	1540	1440	1400	1280	1180	620			
Nov-2018		1900	1880	1840	1750	1600	1500	1400	1360	1260	1160	600			
Dec-2018		1900	1870	1840	1750	1600	1580	1450	1360	1260	1160	500			

Please use above figures as a guide to submit your GTC or Target orders. Call 1800 629 396.