

Wool Weekly



Friday, 17 November 2017

Wool Market Movements

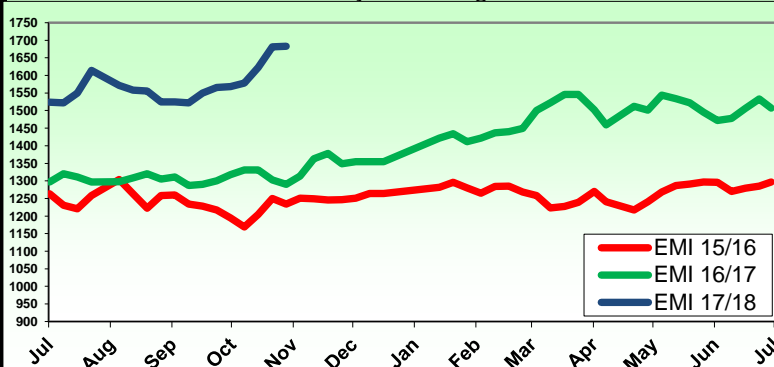
- After the recent rapid rises, the Australian wool market took a breather this week in response to an increased offering of over 50,000 bales. The market for Merino wool remained solid and started the week well, before easing back on Thursday. Prices for Crossbred wool fell back. The EMI rose by 2 cents to 1683 c/kg. The AUD was down by almost 1USc against the USD and the EMI fell back by 13 UScents to 1279 USc/kg. There were 50,648 bales on offer with 3.9% passed-in.
- Melbourne hosted a three-day sale, which started well on Tuesday for Merino wool with good gains, particularly for fine lots with good strength. Prices then eased for some types on Wednesday and Thursday. In the end it was a patchy week for Merino wool, with better style and specc'ed ultrafine wools lifting but prices for some microns sliding. Crossbred wools endured a difficult week from the start, with prices easing on Tuesday, steadying on Wednesday and then falling sharply on Thursday. Lambs remained in demand and prices rose, but other Oddments were easier.
- Sydney initially followed Melbourne's lead at its two-day sale with solid gains on Wednesday, notably for 18.5 micron & finer wool. Medium and broad Merino wools were slightly dearer. Prices for Crossbred wools fell back, particularly 26-28 micron wool. With fewer lots of Best and Spinners' style wool on offer, prices for fine wools were uneven on Thursday, while prices for medium and broad Merino wools were steady. Crossbred wool prices continued to slide as buyers lost interest. Locks, Crutchings and Stains rose by 30-40 cents on Wednesday, then steadied on Thursday.
- Fremantle's two-day sale saw some volatility, with falls for medium and broad Merino wool on Wednesday before steadying on Thursday. The more limited offering of fine Merino wools was in demand and did well on both days. Other microns rose by 20-30 cents. The rises for fine wool moderated on Thursday, while broader microns were firmer. The Oddment market saw strong price rises for all types on Wednesday, with further gains on Thursday for Locks and Crutchings. Stains were steady and Lambs were up and down.

AWEX WEEKLY WOOL PRICES

Regional Indicator	North	Wkly Chg	South	Wkly Chg	West	Wkly Chg
c/kg clean	1776	+9	1624	-3	1725	+3
MICRON PRICE GUIDES						
16.5	2549	+14	2512n	+14	-	-
17	2494	+6	2465	+16	-	-
17.5	2425	+20	2406	-22	2352	+34
18	2303	+20	2306	-12	2222n	+25
18.5	2144	+24	2130	+12	2096	+9
19	2009	+4	2005	-3	1978	-6
19.5	1899	+7	1897	+3	1885	+2
20	1783	+19	1765	+7	1764	+6
21	1647	+2	1634	-2	1640	-9
22	1571n	+9	1548n	-12	1548n	-13
23	-	-	-	-	-	-
24	-	-	-	-	-	-
25	1206n	-18	-	-	-	-
26	1075	-28	1065n	-28	-	-
28	768	-47	773	-55	-	-
30	584	-32	603	-13	-	-
32	465n	-11	-	-	-	-
MC	1382n	+34	1389	+12	1366n	+43

AWEX EMI 2015/16 & 2016/17 Season vs Current

Currently: 1683 c/kg clean



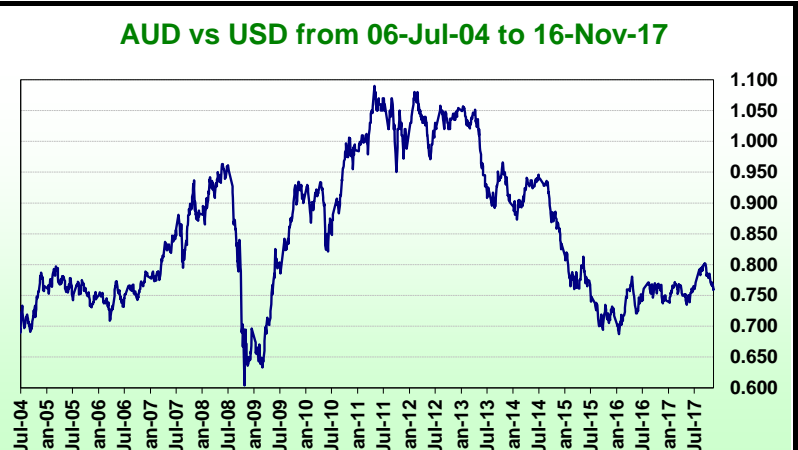
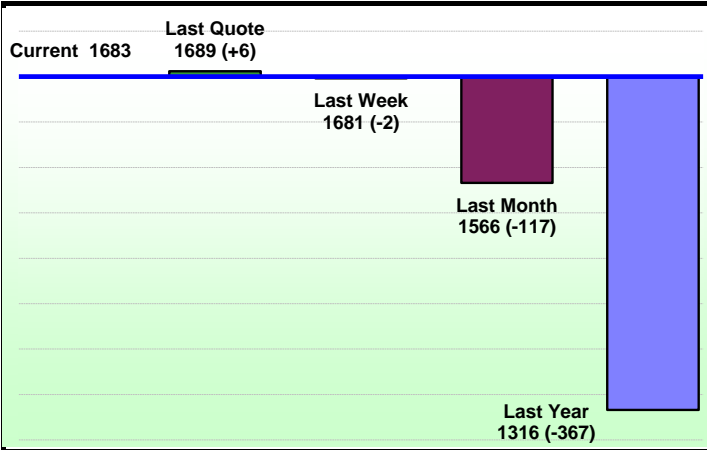
Upcoming Auction Volumes

	20/11/2017	27/11/2017	4/12/2017
Northern	S21	S22	S23
Sydney	12,945	11,650	10,860
Southern	M21	M22	M23
Melbourne	25,701	25,150	25,935
Western	F21	F22	F23
Fremantle	10,121	8,150	8,050
Total	48,767	44,950	44,845

THIS WEEK'S SALES STATISTICS

Centre	Bales Originally	Bales Offered	Bales Sold	Pass in Rate
Northern	10,720	13,409	13,151	1.9%
Southern	25,500	27,859	26,986	3.1%
Western	8,050	9,380	8,872	5.4%
TOTAL	44,270	50,648	49,009	3.2%

Average Nth-Sth MPG's as reported on 16 Nov 2017



Micron	EMI	16.5	17	17.5	18	18.5	19	19.5	20	21	22	23	25	28	AUD
Current MPG's	1683	2531	2480	2416	2305	2137	2007	1898	1774	1641	1560	1512	1206	771	0.760
10 year Average	1011	1629	1463	1467	1344	1285	1217	1156	1101	1061	1031	1004	821	585	0.848
This time last year	1314	1678	1658	1648	1631	1608	1570	1516	1451	1378	1361	1344	1069	671	0.748
10 year High	1689	2680	2497	2429	2333	2147	2012	1898	1774	1666	1603	1565	1280	976	1.090
10 year Low	632	1259	1073	1087	881	833	777	736	686	659	654	646	549	339	0.604
% Reported above current	0%	4%	1%	0%	0%	0%	0%	0%	0%	0%	0%	0%	2%	12%	72%
Diff b/w High & Current	6	150	18	14	29	10	5	0	0	25	43	53	74	206	0.330
Diff b/w Ave & Current	672	902	1016	948	960	852	790	742	673	580	529	508	385	186	-0.088

Percentile Bands

95%	1449	2470	2304	2230	2094	1942	1782	1669	1568	1481	1434	1389	1516	839	1.049
90%	1320	2273	2075	2136	1875	1769	1606	1498	1449	1406	1381	1352	1357	798	1.030
80%	1239	1837	1596	1598	1519	1477	1429	1394	1349	1320	1286	1248	1262	692	0.963
75%	1191	1677	1539	1550	1465	1432	1384	1353	1299	1271	1244	1208	1217	675	0.935
60%	1047	1551	1419	1442	1344	1284	1227	1184	1159	1147	1131	1110	1070	623	0.881
50%	992	1510	1365	1364	1270	1229	1173	1135	1090	1042	990	952	1016	539	0.812
40%	921	1466	1298	1312	1211	1168	1107	1050	991	960	926	892	948	483	0.776
25%	799	1404	1243	1245	1136	1070	1005	944	870	819	785	770	812	467	0.756
10%	729	1330	1171	1183	1027	994	928	864	800	748	716	697	746	448	0.721

Indicative Basis Contract Prices

Date	MPG	17	17.5	18	18.5	19	19.5	20	21	22	23	28	
Nov-2017		2300	2265	2180	2060	1940	1820	1670	1590	1450	1390	700	All prices on this sheet are listed in c/kg clean. Basis Contract prices are indicative only. The levels are published to use purely as a guide. For more information regarding forward contracts or to submit a GTC or Target order, contact your local Landmark wool manager, or call Landmark Risk Management on 1800 629 396.
Dec-2017		2270	2255	2180	2050	1930	1810	1660	1590	1440	1380	700	
Jan-2018		2260	2250	2170	2040	1920	1800	1650	1580	1430	1370	700	
Feb-2018		2250	2230	2160	2040	1910	1790	1630	1550	1420	1360	690	
Mar-2018		2200	2200	2150	2040	1900	1760	1610	1540	1410	1320	680	
Apr-2018		2180	2150	2120	2040	1895	1740	1590	1540	1400	1300	670	
May-2018		2160	2060	2060	2040	1885	1700	1570	1530	1390	1280	660	
Jun-2018		2080	2060	2040	1920	1860	1680	1530	1525	1380	1260	650	
Jul-2018		2050	2060	2025	1900	1780	1620	1520	1520	1350	1240	600	
Aug-2018		2020	2040	2020	1870	1770	1580	1480	1500	1340	1240	600	
Sep-2018		2000	1960	1950	1820	1760	1560	1460	1460	1320	1220	600	
Oct-2018		1980	1930	1890	1820	1700	1540	1440	1430	1300	1200	600	
Nov-2018		1960	1920	1880	1750	1650	1540	1440	1420	1280	1180	600	
Dec-2018		1950	1880	1840	1750	1620	1500	1400	1400	1260	1160	600	
Jan-2019		1920	1870	1840	1750	1600	1580	1450	1380	1260	1160	500	

Please use above figures as a guide to submit your GTC or Target orders. Call 1800 629 396.