

# Wool Weekly

# LANDMARK

Friday, 8 December 2017

## Wool Market Movements

- The stunning, long run of high prices for Merino wool continued in the Australian wool market this week as we head towards the Christmas recess. And Crossbred prices recorded very good increases as well. As a result, the EMI lifted by 23 cents to finish on the cusp of 1700 c/kg, at 1699 c/kg. This is another record level for the EMI. The AUD slid against the USD and the EMI rose by 11 UScents to 1283 USc/kg. There were 49,030 bales on offer and the pass-in rate fell to 3.1%. Next week is the last week before the Recess and there are 52,292 bales on offer.
- The three day sale in Melbourne this week saw competition among buyers build steadily from a slow start on Tuesday, gathering pace on Wednesday and reaching a peak on Thursday. Initially favouring low mid-break, high strength Merino wools earlier in the week, buyers broadened their interest as the week progressed and bid competitively on almost all Merino fleece and skirtings lots on Thursday. The exception was 18 micron wool, which fell. It was a very good week for Crossbred wools, with prices rising by 15 to 30 cents on both Wednesday and Thursday as buyers ramped up interest. The Oddment market followed the pattern in the fleece market, with prices rising strongly on Wednesday and Thursday.
- Sydney hosted a two-day sale which started steadily if unspectacularly for Merino fleece on Wednesday, with buyers favouring the better spec lots and prices remaining at around last week's levels. The scene changed on Thursday as buyers upped the competition, particularly for Merino wool between 19 and 22 micron. Prices for these types lifted by 15-20 cents. The Crossbred offering saw excellent competition from the start of the sale and prices rose by 20-30 cents on each day. Locks, Crutchings and Stains lifted by 20-40 cents on both Wednesday and Thursday.
- The two-day sale in Fremantle started strongly on Wednesday. Buyers bid competitively for all types and prices lifted by 10-20 cents. As a result, nearly 98% of the offering cleared. The market was even stronger on Thursday, with prices rising by 20-35 cents across the board and less than 2% of lots were passed-in. Intense buying on Wednesday saw prices for Oddments jump by up to 50 cents. The market then consolidated on Thursday at these higher levels.

## AWEX WEEKLY WOOL PRICES

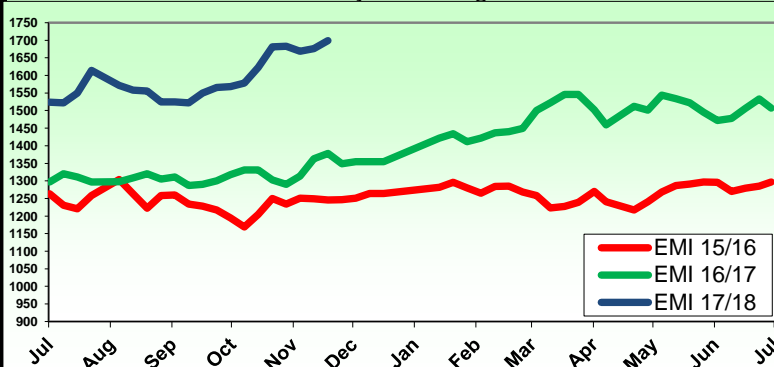
Regional Indicator	North	Wkly Chg	South	Wkly Chg	West	Wkly Chg
c/kg clean	1782	+26	1646	+20	1762	+37

MICRON PRICE GUIDES						
16.5	2574	+8	2559n	+41	-	-
17	2477	+18	2471	+4	-	-
17.5	2388	+2	2375	+4	-	-
18	2273	+3	2267	-24	2241n	+35
18.5	2122	0	2133	+25	2133	+31
19	2015	+16	2023	+14	2019	+43
19.5	1916	+23	1907	+17	1915	+41
20	1794	+21	1803	+33	1810	+52
21	1669	+20	1658	+14	1678	+43
22	1581n	+12	1564	+3	1577n	+28
23	-	-	1526n	-	-	-
24	-	-	1371n	+10	-	-
25	1218n	+35	1231n	+20	-	-
26	1064	+29	1098	+47	-	-
28	772	+54	771	+37	-	-
30	571	+37	594	+58	-	-
32	-	-	430n	+5	-	-
MC	1433	+51	1454	+65	1428n	+35

## AWEX EMI 2015/16 & 2016/17 Season vs Current

Currently: 1699 c/kg clean



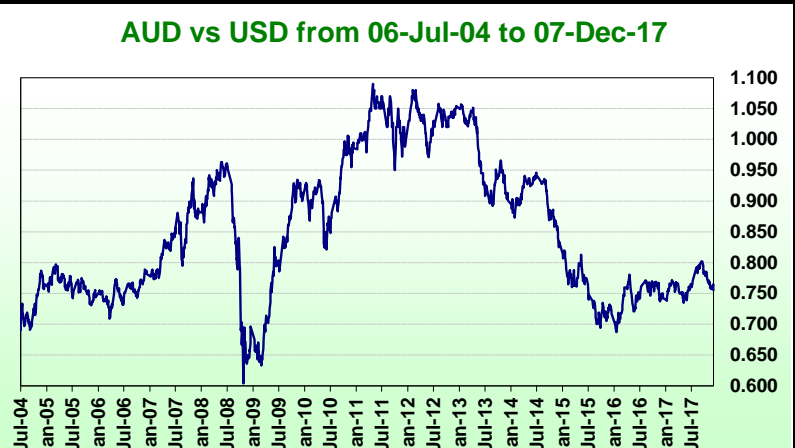
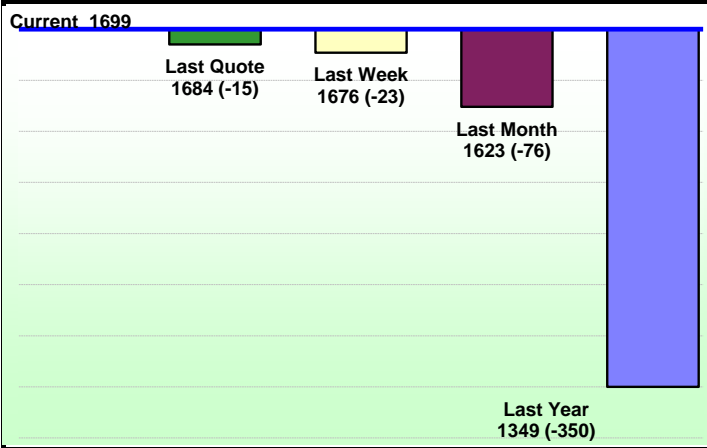
## Upcoming Auction Volumes

	11/12/2017	18/12/2017	25/12/2017
Northern	S24	S25	S26
Sydney	13,058	Recess	Recess
Southern	M24	M25	M26
Melbourne	30,062	Recess	Recess
Western	F24	F25	F26
Fremantle	9,172	Recess	Recess
<b>Total</b>	<b>52,292</b>	<b>Recess</b>	<b>Recess</b>

## THIS WEEK'S SALES STATISTICS

Centre	Bales Originally	Bales Offered	Bales Sold	Pass in Rate
Northern	10,860	11,561	11,273	2.5%
Southern	25,935	28,159	27,133	3.6%
Western	8,050	9,310	9,117	2.1%
<b>TOTAL</b>	<b>44,845</b>	<b>49,030</b>	<b>47,523</b>	<b>3.1%</b>

Average Nth-Sth MPG's as reported on 7 Dec 2017



Micron	EMI	16.5	17	17.5	18	18.5	19	19.5	20	21	22	23	25	28	AUD
<b>Current MPG's</b>	<b>1699</b>	<b>2567</b>	<b>2474</b>	<b>2382</b>	<b>2270</b>	<b>2128</b>	<b>2019</b>	<b>1912</b>	<b>1799</b>	<b>1664</b>	<b>1573</b>	<b>1526</b>	<b>1225</b>	<b>772</b>	<b>0.755</b>
<b>10 year Average</b>	1015	1635	1469	1473	1349	1289	1221	1160	1104	1064	1034	1007	823	585	0.848
<b>This time last year</b>	1349	1776	1756	1740	1709	1676	1607	1550	1476	1400	1370	1358	1069	683	0.750
<b>10 year High</b>	1699	2680	2497	2429	2333	2147	2019	1912	1799	1666	1603	1565	1280	976	1.090
<b>10 year Low</b>	632	1259	1073	1087	881	833	777	736	686	659	654	646	549	339	0.604
<b>% Reported above current</b>	0%	3%	1%	0%	1%	0%	0%	0%	0%	0%	0%	0%	1%	12%	76%
<b>Diff b/w High &amp; Current</b>	0	114	23	48	63	20	0	0	0	2	30	39	56	205	0.335
<b>Diff b/w Ave &amp; Current</b>	684	932	1005	908	921	838	798	751	694	599	539	519	402	186	-0.093

### Percentile Bands

<b>95%</b>	1482	2523	2326	2241	2108	1963	1797	1681	1584	1493	1441	1405	<b>1545</b>	<b>839</b>	<b>1.049</b>
<b>90%</b>	1333	2288	2157	2156	1912	1790	1622	1508	1459	1412	1383	1353	1364	<b>797</b>	<b>1.030</b>
<b>80%</b>	1242	1846	1605	1604	1523	1479	1436	1397	1351	1321	1291	1255	1267	699	<b>0.961</b>
<b>75%</b>	1193	1692	1541	1554	1470	1436	1387	1357	1307	1279	1251	1211	1223	675	<b>0.935</b>
<b>60%</b>	1048	1552	1421	1446	1346	1288	1229	1185	1161	1150	1134	1111	1071	625	<b>0.881</b>
<b>50%</b>	993	1511	1366	1366	1271	1231	1173	1135	1091	1044	997	958	1018	541	<b>0.810</b>
<b>40%</b>	923	1469	1299	1312	1211	1170	1111	1052	998	963	929	892	948	484	<b>0.776</b>
<b>25%</b>	801	1405	1244	1245	1136	1070	1005	944	872	819	787	770	812	467	<b>0.756</b>
<b>10%</b>	729	1331	1171	1183	1028	995	928	864	800	748	717	697	746	448	0.721

### Indicative Basis Contract Prices

Date	MPG	17	17.5	18	18.5	19	19.5	20	21	22	23	28	
Dec-2017		2280	2240	2210	2060	1980	1860	1720	1630	1400	1340	735	All prices on this sheet are listed in c/kg clean. Basis Contract prices are indicative only. The levels are published to use purely as a guide. For more information regarding forward contracts or to submit a GTC or Target order, contact your local Landmark wool manager, or call Landmark Risk Management on 1800 629 396.
Jan-2018		2280	2240	2210	2060	1980	1860	1700	1630	1380	1330	735	
Feb-2018		2250	2230	2200	2060	1980	1860	1700	1620	1380	1330	735	
Mar-2018		2250	2220	2170	2030	1955	1820	1660	1600	1370	1320	735	
Apr-2018		2220	2200	2120	2000	1950	1800	1640	1590	1370	1320	730	
May-2018		2200	2160	2100	2000	1930	1780	1620	1585	1360	1300	720	
Jun-2018		2160	2080	2060	1970	1930	1740	1600	1540	1360	1280	700	
Jul-2018		2120	2060	2040	1920	1900	1700	1560	1500	1350	1260	640	
Aug-2018		2100	2060	2025	1900	1870	1660	1520	1470	1350	1240	580	
Sep-2018		2080	2040	2020	1870	1770	1580	1480	1460	1340	1240	570	
Oct-2018		2060	1960	1950	1820	1760	1560	1460	1460	1320	1220	570	
Nov-2018		2030	1930	1890	1820	1760	1540	1440	1430	1300	1200	570	
Dec-2018		2020	1920	1880	1750	1700	1540	1440	1420	1280	1180	570	
Jan-2019		1980	1880	1840	1750	1700	1500	1400	1400	1260	1160	550	
Feb-2019		1920	1870	1840	1750	1680	1580	1450	1380	1260	1160	500	

Please use above figures as a guide to submit your GTC or Target orders. Call 1800 629 396.