

Wool Weekly

LANDMARK

Friday, 25 May 2018

Wool Market Movements

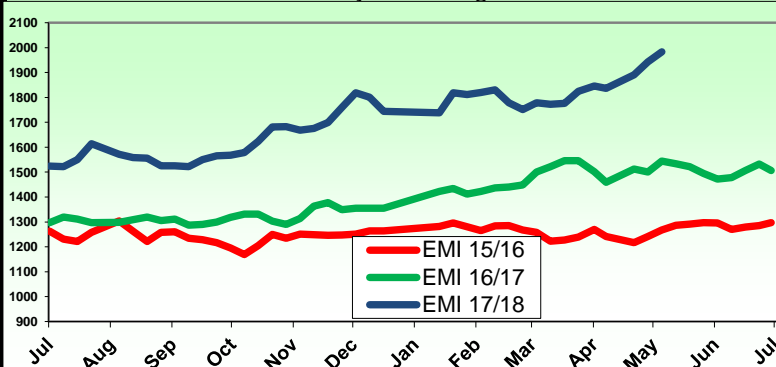
- The frantic bidding for Merino wool continued this week in the Australian wool market, pushing prices to new records yet again. While the fine Crossbred market also lifted, broader Crossbred wools slid back. The EMI finished at 1983 c/kg, 40 cents higher and another new record. In USD, the EMI closed at 1501 USc/kg, up by 39 UScents. 30,053 bales were offered and the pass-in rate remained low at 2.1%.
- In Sydney, buyers were intent on securing Merino wool at the two day sale even though the offering featured a significant quantity of lower spec wools. In total 9,359 bales were offered with just 1.6% passed in. Bidding for Merino fleece and skirting wool was intense on both sale days, pushing prices up by 40 to 65 cents over the week. Fine Crossbreds were in demand on Wednesday, but broader microns eased back. All Crossbred wools recorded higher prices on Thursday. It was a good market for Oddments, with prices rising by 25 to 35 cents over the week.
- The two-day sale in Melbourne had 16,053 bales on offer and buyers were keen to buy Merino wool across the full micron range. Buyers hunted the stylish, low mid-break, low VM fine Merino wools, and prices lifted by as much as 90 cents for the week. Well measured medium Merino wools recorded gains of up to 80 cents. While prices were firm for Crossbred wools on Wednesday, it was a more mixed picture on Thursday. While fine Crossbreds lifted, broader microns had an uneven week, with some gains and some losses. Prices for Locks, Crutchings and Stains rose sharply over the week, lifting by 40-50 cents.
- It was a small offering in Fremantle of just 4,641 bales with a one day sale on Wednesday. After opening 20 cents and more higher, prices gained ground steadily throughout the day. Buyers focused on 19 micron and coarser wool and prices for these wools lifted by 45 to 65 cents. Finer wools were 20 to 40 cents higher than last week. Oddments rose by 15 to 30 cents, with the largest gains seen for 18 micron and finer lots.

AWEX WEEKLY WOOL PRICES

Regional Indicator	North	Wkly Chg	South	Wkly Chg	West	Wkly Chg
c/kg clean	2033	+38	1952	+42	2119	+39
MICRON PRICE GUIDES						
16.5	-	-	3066n	-	-	-
17	2834n	+48	2888n	+88	-	-
17.5	2682	+56	2709	+92	2600n	+32
18	2501	+64	2495	+68	2413n	+18
18.5	2345	+53	2342	+49	2314n	+20
19	2261	+57	2281	+66	2265	+44
19.5	2227	+67	2238	+52	2208	+46
20	2193	+50	2202	+48	2202	+51
21	2186n	+58	2189	+51	2175	+54
22	2174n	+59	2185	+71	2163n	-
23	-	-	2137n	+45	-	-
24	-	-	1979n	+34	-	-
25	1668n	-	1670n	-	-	-
26	1438	+42	1431n	+42	-	-
28	999	-10	995	-11	-	-
30	695	-8	716	+2	-	-
32	439n	-	438n	-6	-	-
MC	1449n	+27	1491n	+43	1448n	+20

AWEX EMI 2015/16 & 2016/17 Season vs Current

Currently: 1983 c/kg clean

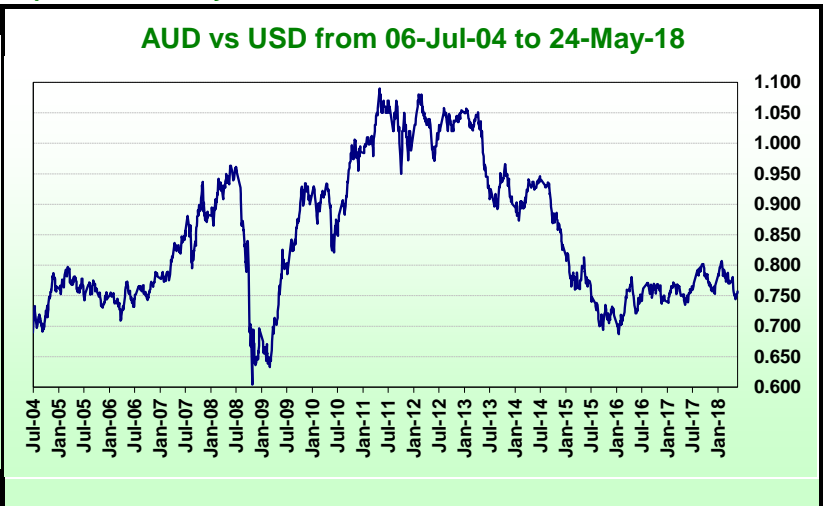
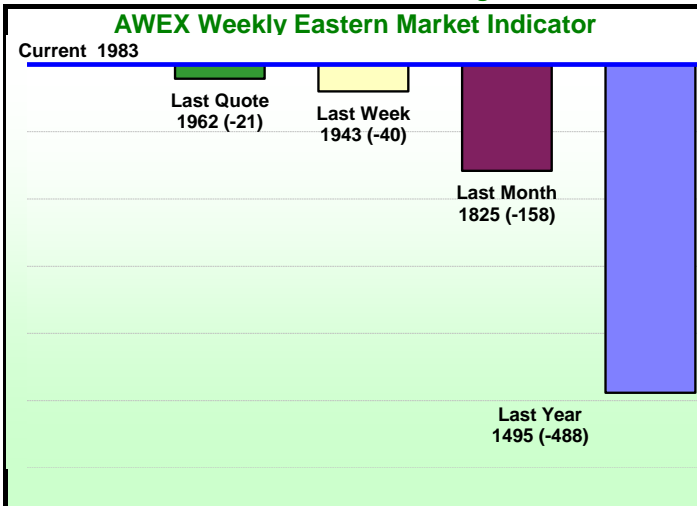


Upcoming Auction Volumes

	28/05/2018	4/06/2018	11/06/2018
Northern	S48	S49	S50
Sydney	10,489	9,255	10,010
Southern	M48	M49	M50
Melbourne	16,462	15,864	17,600
Western	F48	F49	F50
Fremantle	4,385	-	6,250
Total	31,336	25,119	33,860

THIS WEEK'S SALES STATISTICS

Centre	Bales Originally	Bales Offered	Bales Sold	Pass in Rate
Northern	9,670	9,359	9,206	1.6%
Southern	18,732	16,053	15,688	2.3%
Western	7,400	4,641	4,507	2.9%
TOTAL	35,802	30,053	29,401	2.2%



Micron	EMI	16.5	17	17.5	18	18.5	19	19.5	20	21	22	23	25	28	AUD
Current MPG's	1983	3066	2861	2696	2498	2344	2271	2233	2198	2188	2180	2137	1669	997	0.757
10 year Average	1039	1683	1508	1513	1380	1318	1248	1187	1131	1090	1059	1031	839	594	0.846
This time last year	1495	2285	2241	2200	2125	2024	1882	1730	1584	1477	1417	1339	1139	752	0.750
10 year High	1983	3066	2861	2696	2498	2344	2271	2233	2198	2188	2180	2137	1669	1008	1.090
10 year Low	632	1259	1073	1087	881	833	777	736	686	659	654	646	549	339	0.604
% Reported above current	0%	0%	0%	0%	0%	0%	0%	0%	0%	0%	0%	0%	0%	0%	74%
Diff b/w High & Current	0	0	0	0	0	0	0	0	0	0	0	0	0	11	0.333
Diff b/w Ave & Current	944	1383	1353	1183	1118	1026	1023	1045	1066	1098	1121	1106	830	403	-0.089

Percentile Bands

95%	1551	2606	2439	2330	2176	2064	1914	1776	1651	1569	1499	1458	1616	850	1.048
90%	1406	2439	2249	2220	2068	1885	1728	1622	1520	1449	1415	1370	1437	811	1.030
80%	1264	1912	1665	1667	1546	1498	1468	1422	1375	1339	1310	1278	1283	729	0.956
75%	1222	1796	1568	1580	1501	1456	1406	1370	1332	1306	1265	1231	1246	681	0.933
60%	1059	1565	1437	1467	1358	1299	1242	1195	1170	1157	1144	1124	1079	634	0.875
50%	1005	1517	1373	1378	1277	1238	1185	1144	1103	1070	1042	1014	1026	556	0.800
40%	929	1476	1312	1317	1220	1176	1116	1066	1012	968	933	897	953	485	0.775
25%	819	1412	1248	1253	1140	1077	1010	948	879	822	799	774	833	468	0.756
10%	730	1334	1177	1183	1030	996	928	865	805	748	717	697	747	449	0.723

Indicative Basis Contract Prices

Date	MPG	17	17.5	18	18.5	19	19.5	20	21	22	23	28
May-2018		2575	2300	2250	2200	2130	2080	2020	2010	1950	1870	850
Jun-2018		2560	2240	2190	2100	2095	2050	2010	2000	1890	1810	800
Jul-2018		2540	2230	2180	2070	2070	1985	1990	1980	1850	1770	800
Aug-2018		2525	2110	2060	2020	2030	1955	1970	1960	1820	1740	750
Sep-2018		2515	2095	2045	1985	2000	1935	1950	1940	1800	1720	740
Oct-2018		2505	2080	2030	1955	1965	1880	1910	1900	1760	1700	730
Nov-2018		2495	2065	2015	1940	1955	1850	1890	1880	1740	1680	720
Dec-2018		2470	2050	2000	1920	1890	1820	1840	1830	1720	1660	650
Jan-2019		2445	2035	1985	1895	1865	1795	1810	1800	1700	1640	640
Feb-2019		2430	2020	1970	1880	1850	1780	1760	1750	1680	1620	630
Mar-2019		2415	2050	1955	1865	1835	1765	1740	1730	1660	1600	630
Apr-2019		2400	2000	1940	1850	1820	1750	1720	1710	1640	1580	630
May-2019		2385	2000	1925	1835	1805	1735	1700	1690	1620	1560	630
Jun-2019		2370	2000	1910	1820	1790	1720	1680	1670	1600	1540	630
Jul-2019		2355	1950	1895	1805	1775	1705	1660	1650	1580	1520	630

All prices on this sheet are listed in c/kg clean. Basis Contract prices are indicative only. The levels are published to use purely as a guide. For more information regarding forward contracts or to submit a GTC or Target order, contact your local Landmark wool manager, or call Landmark Risk Management on 1800 629 396.

Please use above figures as a guide to submit your GTC or Target orders. Call 1800 629 396.