

NATIONAL WOOL MARKET REPORT

Season: 2020/21
Catalogue: 19
Date: 27/01/2021
Port Elizabeth



Tel: +27 41 484 4301
Email: stats@capewools.co.za
Website: www.capewools.co.za

Cape Wools Weekly Market Report

Port Elizabeth – The wool market surged upward this week by a substantial 12,1%, to close on R169,71 p/kg. A total of 13 176 bales were on offer, after 2 773 bales were withdrawn prior to the sale, with an overall sales clearance of 97,2% on the bales actually offered.

Of the total offering, more than 60% was 20 micron and finer, with certified sustainable wools comprising 55,8% of the merino wools on offer.

The good quality offering attracted excellent interest from all buyers, with overall better market sentiment and good demand from China driving all micron categories upwards. The certified sustainable wools on offer once again experienced excellent competition from the buying houses and outperformed the market.

The ZA Rand traded 1,6% weaker against the US\$, resulting in a 10,31% increase in the market in US\$ terms. The Australian market increased by 5,99% (AU\$) from their last sale, which was held on Thursday, 21 January.

The major buyers on today's sale were: Lempriere SA (4 126), Standard Wool SA (2 958), Modiano SA (2 894) and Tianyu SA (1 780).

The average clean prices for the selection within the different micron categories for good top-making (MF5), long fleeces were as follows: 18,0 microns increased 11,8% to close at R220,09/kg; 18,5 microns moved 10,8% up to close at R200,99/kg; 19 microns gained 12,2% to close at R188,73/kg; 19,5 microns strengthened by 13,9% to close at R177,92/kg; 20 microns was 14,0% stronger to close at R168,06/kg; 20,5 microns won 15,0% to close at R161,18/kg; 21,0 microns recovered 13,1% to close at R158,43/kg; 21,5 microns improved by 13,3% to close at R154,60/kg; 22 microns rose 12,3% to close at R146,98/kg and 22,5 microns climbed by 10,5% to close at R141,04/kg.

The next auction is scheduled for 3 February 2021 where approximately ±9 538 bales will be on sale.

Key Indicators							
SA Merino Indicator				Exchange Rates *			
Indicator Unit	This Sale	Prior Sale	% Change	Currency	This Sale	Prior Sale	% Change
SA c/kg Clean	16971	15145	▲ 12,1 %	ZAR/US\$	15,17	14,94	▼ 1,55 %
Ave. to date (20/21)	14139	13973	▲ 1,2 %	ZAR/Euro	18,38	18,08	▼ 1,65 %
Ave. to date (19/20)	17150	-	-	ZAR/AUD\$	11,67	11,52	▼ 1,33 %
US c/kg Clean	1118	1014	▲ 10,31 %	ZAR/JPY¥	6,91	6,97	▲ 0,87 %
Euro c/kg Clean	923	838	▲ 10,20 %	ZAR/UK Pound	20,62	20,32	▼ 1,45 %
AWEX EMI c/kg Clean	1274	1202	▲ 5,99 %	USD/AUD	0,77	0,77	▲ 0,53 %

* Exchange rate values quoted above is based on an average of rate points recorded for the duration of the sale.

Sale Statistics (Greasy)				
	This Sale			Accumulative
	This Week	Previous Week	This Season	Previous Season
Turnover (R)	181 878 122	173 392 479	1 996 457 508	1 809 526 420
# Bales	12 812	13 795	168 626	155 577
Mass (kg)	1 996 210	2 099 718	25 815 839	23 781 213

Wool Receivals Declared (Greasy)				
Current Season	Mass (kg)	Previous Season	Mass (kg)	% Change (Y-o-Y)
2020/21	32 662 643	2019/20	32 102 015	▲ 1,7 %

Offering Analysis (Bales)

Description	Catalogue Offering	Withdrawn before Sale	Wool Offered	Withdrawn during Sale	Passed	Not Sold	Sold	% Sold
BKB	12031	2 135	9 896	238	-	48	9 610	97,11 %
CMW	3918	638	3 280	44	-	34	3 202	97,62 %
JLW	-	-	-	-	-	-	-	-
MAS	-	-	-	-	-	-	-	-
QWB	-	-	-	-	-	-	-	-
VLW	-	-	-	-	-	-	-	-
This Week	15949	2 773	13 176	282	-	82	12 812	97,24 %
Previous Week	19176	4 939	14 237	204	-	238	13 795	96,9 %

Buyer Purchases (Bales - Greasy)

Company	Bales		
	This Sale	% Share	Bales (YTD)
Lempriere SA	4 126	32,2 %	40 917
Standard Wool SA	2 958	23,09 %	36 818
G Modiano SA	2 894	22,59 %	39 247
Tianyu SA	1 780	13,89 %	24 284
Stucken & Co	870	6,79 %	18 941
Segard Masurel SA	159	1,24 %	7 285
New England Wool SA	25	0,2 %	1 097

Sale Analysis (Length, Micron & Class - Bales)

	This Sale			Previous Sale			Accumulative		
	Offered	Sold	% Sold	Offered	Sold	% Sold	Offered	Sold	% Sold
All Wool									
<i>Length</i>									
Long	8 252	8 061	97,69 %	8 760	8 615	98,34 %	107 247	104 933	97,84 %
Medium	4 139	4 019	97,1 %	4 506	4 338	96,27 %	51 087	49 731	97,35 %
Short	508	470	92,52 %	693	619	89,32 %	10 695	10 013	93,62 %
Mixed	276	261	94,57 %	278	223	80,22 %	6 026	3 941	65,4 %
<i>Micron</i>									
Fine Wool: =< 20 Micron	8 221	7 986	97,14 %	8 511	8 264	97,1 %	109 890	106 658	97,06 %
Medium: 20.1 to 22	4 267	4 153	97,33 %	4 812	4 711	97,9 %	52 470	49 925	95,15 %
Strong: 22.1 to 24	543	534	98,34 %	655	615	93,89 %	9 286	8 895	95,79 %
Over Strong: > 24.1	145	139	95,86 %	259	205	79,15 %	3 417	3 148	92,13 %
<i>Class</i>									
Fleeces	9 943	9 709	97,65 %	10 656	10 398	97,58 %	123 136	120 323	97,72 %
Bellies	1 113	1 075	96,59 %	1 068	1 041	97,47 %	15 306	14 861	97,09 %
Pieces	1 153	1 119	97,05 %	1 455	1 418	97,46 %	18 859	18 534	98,28 %
Locks	691	648	93,78 %	779	714	91,66 %	11 731	10 962	93,44 %
Other	276	261	94,57 %	279	224	80,29 %	6 031	3 946	65,43 %

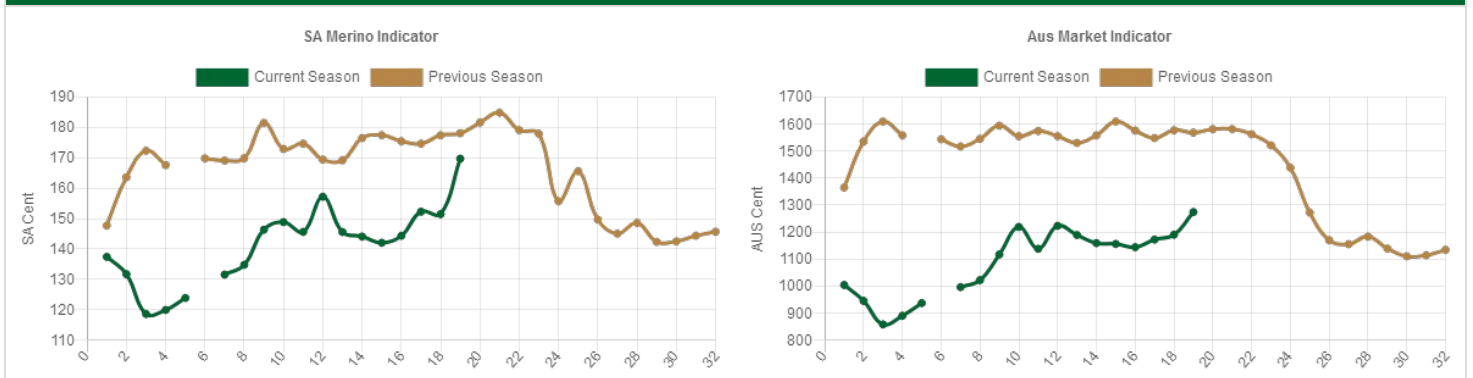
Analysis of Bales Sold (Micron, Length & Style)

	<=18.0	18.5	19.0	19.5	20.0	20.5	21.0	21.5	22.0	>=22.5
<i>Length</i>										
Long	380	443	951	1 631	1 636	1 046	524	387	237	152
Medium	225	407	405	628	931	548	205	94	111	75
Short	73	100	49	31	27	36	14	2	-	1
Mixed	-	-	2	-	7	45	77	34	12	6
<i>Style (AWEX)</i>										
Style 4 & Better	171	167	261	329	321	379	163	151	105	49
Style 5	371	455	581	788	685	466	314	168	120	89
Style 6	119	265	442	827	1 155	626	173	146	94	70
Style 7 & Poorer	17	63	121	346	433	152	93	18	29	20

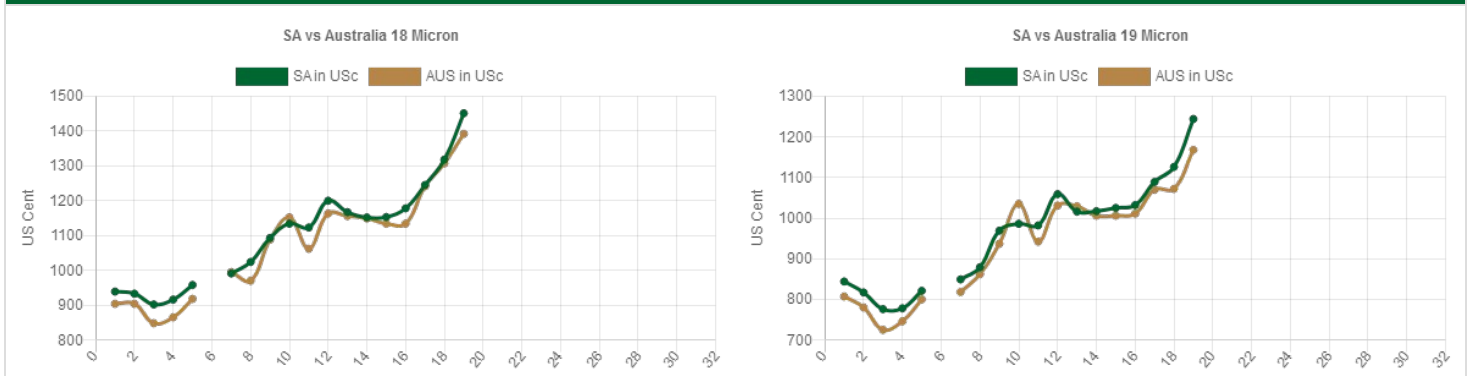
Average price of Wool Sold (Micron, Style & Length - Clean)

	17.0	17.5	18.0	18.5	19.0	19.5	20.0	20.5	21.0	21.5	22.0	>=22.5
Merino Fleece, AWEX Style 4 - MF4												
40 mm	231,91	200,85	191,54	187,07	154,90	-	146,87	138,50	-	-	-	111,32
50 mm	247,11	227,49	214,07	197,79	182,16	170,89	155,90	152,22	143,86	125,48	133,19	112,69
60 mm	247,90	234,19	215,67	200,52	189,22	181,19	168,02	158,86	161,45	154,93	150,76	-
70 mm	262,58	234,12	221,53	207,21	195,74	184,49	173,53	164,58	158,32	162,84	151,52	145,31
80 mm	257,97	238,47	220,98	205,45	192,97	182,88	172,77	168,01	164,89	162,45	157,46	146,77
Merino Fleece, AWEX Style 5 - MF5												
40 mm	192,64	184,69	182,01	168,85	165,76	145,66	149,25	125,49	-	108,04	-	-
50 mm	251,69	233,55	204,24	188,15	176,37	163,41	146,01	138,93	136,77	121,28	135,87	120,54
60 mm	246,90	228,85	213,61	194,64	176,22	168,75	157,37	153,93	144,30	-	141,56	-
70 mm	243,60	230,45	211,71	197,47	178,89	169,84	159,34	148,48	149,25	154,07	142,04	129,13
80 mm	247,51	244,42	214,50	201,19	193,18	173,78	163,69	159,57	156,49	151,09	150,66	128,05
Merino Fleece, AWEX Style 6 - MF6												
40 mm	-	165,72	185,38	-	163,70	116,91	142,27	133,16	-	102,47	-	-
50 mm	219,67	245,01	200,35	171,45	163,85	152,94	138,17	138,86	125,45	-	117,15	-
60 mm	227,74	206,57	181,42	183,64	158,76	147,12	132,33	133,93	122,68	140,37	122,07	-
70 mm	233,02	210,86	193,80	175,15	166,34	149,21	139,48	133,12	131,91	121,20	119,10	-
80 mm	231,61	-	208,59	184,94	168,63	158,73	156,12	135,76	131,83	148,76	134,90	-

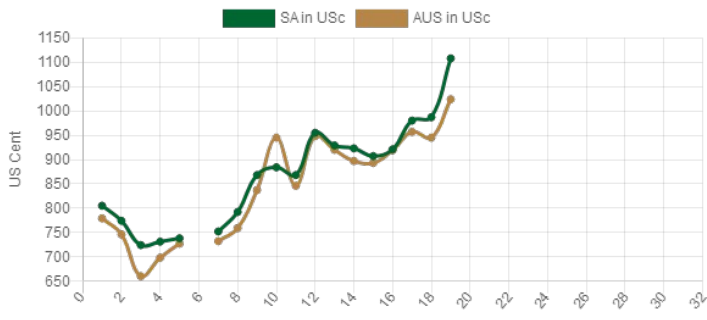
Market Indicators - South Africa and Australia



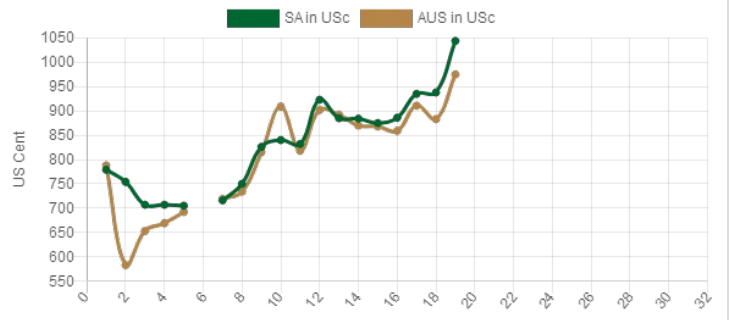
Micron Category Comparisons - South Africa VS Australia



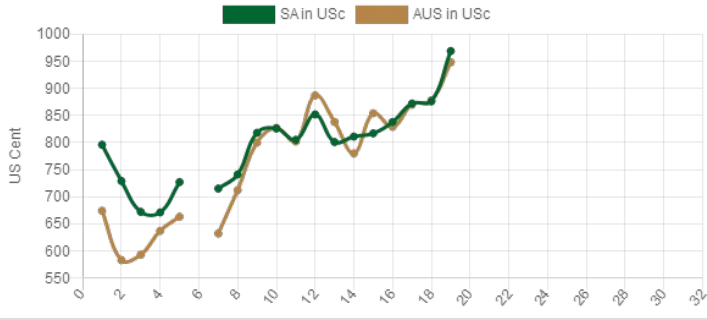
SA vs Australia 20 Micron



SA vs Australia 21 Micron



SA vs Australia 22 Micron



SA vs Australia 18-22 Micron

